



Signature of Quality



"The Reflection Of Excellence"

A unique Combination of Quality and Economy

CATALOGUE

01 / 01 / 2026



**YOU NAME THE VEHICLE, WE HAVE THE PUMP**





Signature of Quality

## From The Desk Of The CEO

Some of the finest moments in a product's journey are when it rises beyond expectation and sets a benchmark of its own. MEKO has experienced this honour many times – a testament to our collective dedication.

Our success comes from the team spirit across every department – manufacturing, quality, marketing, supply chain and customer service. When quality becomes a habit, excellence naturally follows.

I sincerely thank all our colleagues, partners and staff for their hard work in bringing MEKO to where it is today, and for helping us move toward future opportunities with a clear vision.



**Surinder Rawal**  
( C.E.O. )



**Shivas Rawal**  
( C.O.O. )

I would also like to extend special appreciation to Mr. Shivas Rawal for his pivotal role in vendor development and quality management.

Over the past 15 years, his leadership in continuous quality improvement, strengthening supplier capabilities, and fostering long-term partnerships has been a key factor in MEKO's consistent performance and sustainable growth.

With best wishes,  
**Surinder Rawal**  
CEO

---



## MEKO..... A PERPETUAL MOTION

**Leading Manufacturers & Exporters of  
Automotive Water Pump Assemblies.**

For over five decades, the name "MEKO" has been synonymous with premium-quality Automotive Water Pumps in India and across global markets. Renowned for engineering excellence, precision manufacturing and long-standing trust, MEKO has become one of the most respected brands in the automotive water-pump industry.

Founded in 1974 under the dynamic leadership of Mr. Surinder Rawal, MEKO Auto Components Inc. has grown from a visionary initiative into a leading organisation serving major segments including Tractors, Heavy Commercial Vehicles, Light Commercial Vehicles, Earthmovers, Stationary Engines and Passenger Vehicles.



Signature of Quality

## State-of-the-art Manufacturing Facility

Our new 60,000 sq. ft., state-of-the-art manufacturing plant is designed to meet the evolving needs of the global automotive ecosystem. Equipped with modern VMC/CNC machines, advanced SPMs for 100% leakage testing, multi-stage ultrasonic cleaning systems, and a fully-integrated metallurgical and endurance testing laboratory, the facility enables consistent, world-class production standards.

With enhanced automation, optimised workflows and rigorous quality control, our plant supports a monthly production capacity of over 30,000 pumps, ensuring reliability, speed and scalability for our customers.

## Quality, Reliability & Global Reach

- Strict compliance with Quality Management Systems of IATF 16949:2016, ISO 9001:2015 and ISO 45001:2018.
- Complete range of Automotive Water Pumps for the Indian Domestic Market.
- Extensive network of around 300 distributors and dealers across the globe.
- Exclusive range of Fast moving Pumps for the International Market.
- Tier-1 and Tier-2 supplier partnerships with prominent O.E.M. clients.
- Our motto is to consistently provide supreme quality Water Pumps at competitive prices.

**Customer Satisfaction is Number One.**

**Meko Auto Components Inc.**



<b>COMPONENT NAME</b>	<b>PAGE NO</b>
<b>BEARING HOUSING FAN ASSY.</b>	<b>01-02</b>
<b>ASSEMBLIES WATER PUMP</b>	
<b>- COMPATIBLE WITH</b>	
<b>TATA</b>	<b>3-9</b>
<b>BHARAT BENZ</b>	<b>10</b>
<b>JBM BUS</b>	<b>10</b>
<b>CUMMINS</b>	<b>11-13</b>
<b>LEYLAND</b>	<b>14-17</b>
<b>LEYLAND HINO</b>	<b>18-19</b>
<b>MAN</b>	<b>19</b>
<b>EICHER</b>	<b>20-22</b>
<b>VOLVO</b>	<b>23</b>
<b>MITSUBISHI</b>	<b>23</b>
<b>BAJAJ MINIDOR / MATADOR / FORCE TRAVELLER</b>	<b>23-24</b>
<b>MAHINDRA</b>	<b>25-32</b>
<b>MASSEY FERGUSON / PERKINS</b>	<b>33-39</b>
<b>SWARAJ / ACE TRACTOR</b>	<b>40-42</b>
<b>ZETOR / SONALIKA / URSUS / INDOFARM / PREET TRACTOR</b>	<b>42-50</b>
<b>CAPTAIN TRACTOR</b>	<b>50</b>
<b>ESCORTS STEELTRAC / POWERTRAC / FARMTRAC</b>	<b>51-53</b>
<b>FORD NEW HOLLAND</b>	<b>54-57</b>
<b>JOHN DEERE</b>	<b>58</b>
<b>SAME DEUTZ-FAHR</b>	<b>59</b>
<b>RUSSIAN TRACTOR</b>	<b>59</b>
<b>BEDFORD</b>	<b>59</b>
<b>CASE IH</b>	<b>60</b>
<b>TRANSIT MIXER ( CONCRETE TRUCKS )</b>	<b>61</b>
<b>CATERPILLAR</b>	<b>61</b>
<b>JCB / KRILOSKAR</b>	<b>62-63</b>
<b>ACE</b>	<b>63</b>
<b>KUBOTA</b>	<b>64</b>
<b>MARUTI</b>	<b>65-66</b>
<b>HYUNDAI</b>	<b>66</b>
<b>TOYOTA   HONDA</b>	<b>67</b>
<b>CHEVROLET   ISUZU   NISSAN</b>	<b>68</b>
<b>LAND ROVER   AMBASSADOR   VOLKSWAGEN</b>	<b>69</b>



*Signature of Quality*



In the race for quality, there is no finish line.

**MEKO**<sup>®</sup>  
**GENUINE SPARES**

**M-401**

Serial  
Numbers  
↓

01



JCB 3CX 4 CX BACKHOE LOADER

REF. NOS.

320 / A8514

**M-405**

05



TATA ULTRA N/M 1512 BS6  
( HUB WITH 6 HOLES, THREAD SIZE  
M 8 X 1.25 )  
( PULLEY LOCATION DIA : 45 MM )

REF. NOS.

570620140147  
370620 140 135

**M-402**

02



TC O/M / SIGMA O/M / 2518 O/M  
KOMATSU PC 210  
CUMMINS 6 BT QSB

REF. NOS.

6754-61-3210 / 3913433  
5263160 / 5305508 / 4932307  
3902351 / 3911204

**M-406**

06



TATA ULTRA N/M 1512 BS 3/4  
( HUB WITH 4 HOLES, THREAD SIZE M 8 X  
1.25 ) ( PULLEY LOCATION DIA : 32 MM )

REF. NOS.

570620140138

**M-403**

03



TC N/M / SIGMA N/M / 2518 N/M  
( WITH CUT TYPE HOUSING )

**M-407**

07



TATA ULTRA OLD MODEL

**M-404**

04



AMW / 3118 EX / EURO-III  
KOMATSU PC 200-6 PC220-6  
CUMMINS 4BT / 6BT 5.9L

REF. NOS.

6735-61-3300 4981215  
3285949 / 4932910

**M-408**

08



EICHER BEARING HOUSING FAN  
ASSY.

REF. NOS.

ID 347361

## M-409

09



TATA PRIMA SIGNA

## M-412

12



LEYLAND BEARING HOUSING FAN ASSY. / L&T WHEEL  
LOADER 920  
( ROUND HUB & FRONT BIG HOLE CLOSED WITH ONE SIDE )

## M-410

10



LEYLAND BEARING HOUSING FAN ASSY. L&T WHEEL  
LOADER 920 ( FLOWER TYPE HUB & FRONT BIG HOLE  
CLOSED WITH ONE SIDE TUBE )

## M-413

13



LEYLAND BEARING HOUSING FAN ASSY. L&T WHEEL  
LOADER 920  
( ROUND HUB & FRONT BIG HOLE OPEN WITH TWO TUBES )

## M-411

11



LEYLAND BEARING HOUSING FAN ASSY. L&T WHEEL  
LOADER 920 ( FLOWER TYPE HUB & FRONT BIG HOLE OPEN  
WITH TWO TUBES )



A SURINDER RAWAL PRODUCTS

A QUALITY PRODUCT PERSON FOR THE LAST 50 YEARS

**M-854**

Serial  
Numbers



101




TATA 1612 / 1613 / 1109 / 909  
709 TURBO POWER STEERING  
BS-II

REF. NOS.  
2525 2010 0124

**M-855**

104




TATA 1312 / 1510 / 1612 0/M  
( 697 ENG. )

REF. NOS.  
2525 2010 0116

**M-854 BIG SINGLE BRG.**

102




TATA 709 / 909 BS-II HEAVY  
DUTY ORIGINAL GREASE LESS  
TYPE PUMP WITH BIG INTEGRAL  
SHAFT BEARING

REF. NOS.  
252520100181

**M-856**

105




TATA 1312 / 1510 / 1612 0/M  
( 697 ENG. ) MERCEDES  
( WITH SMALL BASE PLATE )

REF. NOS.  
2525 2010 0116  
2525 2010 0121

**M-848**

103



TATA 1613 / 1614 / 1109 / 2515  
BS-II ENGINE  
( WITH SMALL BASE PLATE )

REF. NOS.  
2525 2010 0125

**M-857**

106



TATA 1613 / 1614 / 1109 / 2515  
2525 / 697 BS-III TURBO ENG.  
( HIGH DISCHARGE PUMP )

REF. NOS.  
2525 2010 0130  
2525 2010 0126


# ASSEMBLY WATER PUMP TATA



Signature of Quality

## M-857 BIG SINGLE BRG.

107



TATA 709 / 909 BS-II HEAVY DUTY ORIGINAL GREASE LESS TYPE BIG INTEGRAL SHAFT BEARING (HIGH DISCHARGE PUMP)

REF. NOS.  
2525 2010 0141

## M-525

110



TATA 1109 BS4 LPT 1212 CRX 497 CRDI HIGH DISCHARGE PUMP ( FLANGE TYPE WITH ALUM. ADAPTOR ) HEAVY DUTY ORIGINAL GREASE LESS TYPE BIG INTEGRAL SHAFT BEARING ( BIG IMPELLER, DIA 104 MM ) ( PULLEY LOCATION DIA : 42 MM )

REF. NOS.  
252720100125

## M-520

108




TATA 1109 BS-IV ( FLANGE TYPE WITH ALUM. ADAPTOR ) HEAVY DUTY ORIGINAL GREASE LESS TYPE BIG INTEGRAL SHAFT BEARING ( IMPELLER DIA : 95 MM )

REF. NOS.  
2525 2010 0150  
2525 2010 0166

## M-539

111



TATA 2515 / 1613 / 1312 TURBO EX / TATA 909 / 1109 BS-VI ULTRA (GREASE LESS) (FLANGE TYPE WITH SMALL ALUM. ADAPTOR) ( WITH FLOWER TYPE 4 HOLE HUB )

## M-541

109



TATA 1109 BS-III / BS-IV HIGH DISCHARGE PUMP ( FLANGE TYPE WITH ALUM. ADAPTOR ) HEAVY DUTY ORIGINAL GREASE LESS TYPE BIG INTEGRAL SHAFT BEARING ( BIGGER IMPELLER, DIA : 104 MM ) ( PULLEY LOCATION DIA : 28 MM )

REF. NOS.  
252520100180

## M-542

112




TATA ULTRA 1518 T 5L N/HVAC BS 3- BS 6 WITH 6 PK PULLEY

( BIG ALUM PUMP )

REF. NOS.  
570920100102

**M-540**

113



TATA 909 / 1313 FLANGE TYPE /  
MERCEDES-BENZ 3532005601

( WITH BIG BASE PLATE )

REF. NOS.  
2525 2010 0103  
0105 3532005601  
3522009501 / 3522009701  
3532001701

**M-854 H**

116



TATA 1613 / 1614 / 1109 / 2515  
EURO-II ENGINE 712 BS-II / 709  
EX BS II

( WITHOUT BASE PLATE )

REF. NOS.  
2525 2010 0124

**M-849**

114



TATA 1613 / 1614 / 1109 / 2515  
TURBO BS-III ENGINE

( WITH SMALL BASE PLATE )

REF. NOS.  
2525 20 100126 / 125

**M-855 H**

117




TATA 1312 / 1510 / 1612 0/M  
( 697 ENG. )

( WITHOUT BASE PLATE )

REF. NOS.  
2525 2010 0116

**M-504**

115



TATA 609 / 709 LPT /  
MERCEDES

REF. NOS.  
2527 2010 0104

**M-857 H**

118



TATA 1613 / 1614 / 1109 / 2515  
TURBO EURO-III ENGINE

( WITHOUT BASE PLATE )

REF. NOS.  
2525 2010 0126


# ASSEMBLY WATER PUMP TATA



Signature of Quality

## M-504 H

119




TATA 609 / 709 LPT  
( WITHOUT BASE PLATE )

REF. NOS.  
2527 2010 0104

## M-847

122



TATA SIGNA BS4  
( WITH SG IRON GRADED PULLEY )  
( WITH SMALLER TC PULLEY,  
DIA : 82 MM )

REF. NOS.  
2786 2099 0220

## M-845

REGULAR SUPPLY  
TO  
O.E.M.

120



TATA 2515 C EX / TATA 1613 / 2516  
BS-II TC TURBO/1512 C (WITH SG  
IRON PULLEY) ( WITH DOUBLE LIP  
SHEET METAL IMPELLER )

REF. NOS.  
2786 2099 9959

## M-851

123



TATA 1210 / MERCEDES

REF. NOS.  
2523 2010 0103  
113 / 114  
0122000201J

## M-845 A

REGULAR SUPPLY  
TO  
O.E.M.

121



TATA PRIMA TRUCK 2528 / 2786 /  
2099 / 0196 ( ALL MODELS ) /  
MARCO POLO 4923 / BS-III TC N/M  
( WITH SG IRON PULLEY ) ( WITH INDUSTRIAL  
PLASTIC IMPELLER )

REF. NOS.  
2786 2099 0153  
2786 2099 9972  
2786 2099 0196

## M-851 A

124




TATA HITACHI BS6 EARTH  
MOVER  
( GREASE LESS )  
( WITH INTEGRAL SHAFT BEARING )

REF. NOS.  
252420100137

**M-603**

125



TATA 407 / 608


( TATA 597 ENGINE )  
( SHAFT WITH NUT TYPE )

REF. NOS.

2534 2010 0120

**M-664 A**

128



TATA 407 BS-IV / SUMO VICTA  
GOLD


( C.I. PUMP WITH STRAIGHT TUBE  
IN BASE PLATE )

REF. NOS.

2534 2010 0153

**M-650**

126



TATA 407 / 608 BS-III TURBO  
MODEL / TATA 4 SP / SAFARI  
DECOR 3.0 / SUMO SPACIO

( SHAFT WITHOUT NUT TYPE )

REF. NOS.

2534 2010 0120  
253420100124

**M-664 B**

129



TATA 207 DI BS-IV / SUMO  
VICTA GOLD / TATA XENON

( ALUM. PUMP WITH STRAIGHT  
TUBE IN BASE PLATE )

REF. NOS.

2534 2010 0153

**M-664**

127



TATA 207 DI 3.5 L BS-IV  
SUMO VICTA GOLD

( WITH L TYPE TUBE IN BASE  
PLATE )

REF. NOS.

253420100147  
253420100133  
0304EAM00240N

**M-664 C**

130



TATA 407 BS-VI

( ALUM. PUMP WITH TWO TUBES  
IN BASE PLATE )

REF. NOS.

2534 2010 0201

# ASSEMBLY WATER PUMP TATA



Signature of Quality

## M-664 E

131



TATA 407 BS-VI - PH2 ( WITH  
THREADED HUB )

( ALUM. PUMP WITH TWO TUBES IN  
BASE PLATE )

REF. NOS.

253420100220

## M-522

134



TATA ULTRA 3.3 LTR / STAR BUS  
BS-IV

( SG GRADED PULLEY,  
DIA : 106 MM )

REF. NOS.

570620100101

## M-664 D

132



TATA 407 BS-IV / TATA ULTRA  
BS-IV

( ALUM. PUMP WITH ONE TUBE IN  
BASE PLATE )

## M-522 A

135



TATA SIGNA / MARCO POLO ULTRA  
3.3 LTR NGE BS-IV AND BS-VI ( HIGH  
DISCHARGE PUMP WITH BIG BRG.  
AND SMALLER SG IRON GRADED  
PULLEY, DIA : 86.50 MM )

REF. NOS.

570620100104

## M-665

133



TATA 410 BS-III OLD MODEL

REF. NOS.

2534 2010 0124

## M-647

136




TATA ACE / TATA INDICA / TATA  
INDIGO  
BS-I, BS-II, BS-III, BS-IV, BS-VI

REF. NOS.

2790 2010 0108  
2790 2010 0103  
2788 2010 0101

**M-647 B**

137




TATA INDIGO ECS / TATA DICOR  
TATA SUPPER ACE / CR4 /  
SAFARI / 1.4 L TATA INTRA V10  
V20 / V30 / BS-IV / BS-VI

REF. NOS.  
572420100101

**M-624**

140



TATA SUMO / WINGER

REF. NOS.  
2547 2010 0118  
2523201100105

**M-647 C**

138



TATA ACE MEGA HEAVY DUTY  
ACE CNG NEW MODEL  
( 2 MTG. HOLE PUMP)

REF. NOS.  
571020100103

**M-629**

141




TATA ARIA / XENON / HARRIER /  
HEXA / MOVUS / TATA SUMO  
GRANDE 2.2  
TATA SAFARI DICOR 2.2

REF. NOS.  
278920100102

**M-647 D**

139



TATA INTRA CNG V10 LHD 800  
CC BS-IV / BS-VI  
( 3 MTG. HOLE PUMP)

REF. NOS.  
571020100107

**M-630**

142



INDICA VISTA / INDIGO MANZA  
( 7 PK BELT PULLEY )

# ASSEMBLY WATER PUMP

## BHARAT BENZ



Signature of Quality

### M-526



143

**BHARATBENZ TIPPER TRUCK  
BS-IV**

REF. NOS.

A904 200 4701  
A904 200 5101

### M-526 B



145

**BHARATBENZ TIPPER TRUCK  
BS-VI**

REF. NOS.

A9262000201

( WITH AN ADDITIONAL PLUG HOLE  
IN THE HOUSING )

### M-526 A



144

**mitsubishi 4D33 4D34 4D35  
4D36 / FUSO CANTER FE FG  
TRUCK / BHARATBENZ MDT  
TRUCK ( ALUM. HOUSING )**

REF. NOS.

ME015217  
ME995424


## JBM BUS

### M-1095

REGULAR SUPPLY

**O.E.  
TO JBM**

146



**JBM BUS BS-IV CUMMINS  
ENGINE  
( WITH HARDENED PULLEY )**

REF. NOS.

5444109 / 5473238  
2881804 / 5260263

### M-1096

147



**JBM BUS BS6 CUMMINS ENGINE  
( WITH 10 PK PULLEY )**


REF. NOS.

1002023407

REGULAR SUPPLY **O.E. TO JBM**

**M-529**

148



JCB / CUMMINS GENSET / ACE  
CRANE FX 150

( WITH 4 MTG. HOLE IN BIG  
BASE PLATE )

REF. NOS.

2527 2012 0211

**M-544**

151



CUMMINS ENGINE 125 / 160 /  
200 / 250 KV W. P.


( WITH TWIN GROOVE PULLEY )

REF. NOS.

3166497

**M-529 A**

149



JCB / CUMMINS GENSET

( WITH BIG BASE PLATE 5 HOLES )

REF. NOS.

252420100103

**M-551 A / M-1027**

152



CUMMINS ENG. 6CT 6CTA C8.3L

( 3 HOLE MOUNTING )

REF. NOS.

3966841 / 5402699  
3966841

**M-529 H**

150



JCB / CUMMINS GENSET/TATA  
1210 DESIGN

( WITHOUT BASE PLATE )

REF. NOS.

2523 2010 0103  
113 / 114

**M-551 / M-1027 A**

153



CUMMINS 6 CT DEISEL ENG.  
( OLD MODEL )

( 3 HOLE MOUNTING )

REF. NOS.

3905357

# ASSEMBLY WATER PUMP CUMMINS



Signature of Quality

## M-1026

154



CUMMINS 6BT DIESEL ENG.


( WITH SG IRON GRADED AND HARDENED  
PULLEY ) ( S.M. IMPELLER OF GERMAN /  
AMERICAN DESIGN ) ( EXPORT MODEL )

REF. NOS.

3286278 / 3903749  
3913432 / 3802358

## M-1028 A

157



CUMMINS QSM11 DIESEL  
ENGINE

( SHORT SHAFT TYPE )  
( WITHOUT BASE COVER )

REF. NOS.

4972857 / 4955706  
4926553

## M-1028

155



CUMMINS M11 / ISM DIESEL  
ENGINE

( LONG SHAFT TYPE )  
( WITHOUT BASE COVER )

REF. NOS.

2882144 / 3068848  
3073693 / 3800737  
3803260

## M-1028 AC

158



CUMMINS QSM11 DIESEL  
ENGINE


( SHORT SHAFT TYPE )  
( WITH BASE COVER )

REF. NOS.

4972857 / 4955706  
4926553

## M-1028 C

156



CUMMINS M11 / ISM DIESEL  
ENGINE

( LONG SHAFT TYPE )  
( WITH BASE COVER )

REF. NOS.

2882144 / 3068848  
3073693 / 3800737  
3803260

## M-1029

159



CUMMINS L10

REF. NOS.

3801840 / 382550  
3803402

**M-1030**

160



**CUMMINS 5719759 WATER  
PUMP CORE**

REF. NOS.  
**5719759**

**M-1033**

163



**CUMMINS 1SX 12 WATER PUMP**

REF. NOS.  
**2883151**

**M-1030 A**

161




**CUMMINS ISX QSX**

REF. NOS.  
**3692580**

**M-1031**

164



**CUMMINS ENG. N14 NEW  
MODEL**

( EXCAVATOR / GENSET / DUMPER  
TRUCK )

REF. NOS.  
3803605 / 3803361 / 3067998  
4089908 / 4089158RX / 4026702  
4025097RX / 4025097 / 4024845  
3800495 / 4089908NX

**M-1030 B**

162



**CUMMINS WATER PUMP CORE**

REF. NOS.  
**548706**

# ASSEMBLY WATER PUMP LEYLAND



Signature of Quality

## M-513

165



LEYLAND 3416 / JCB 430Z  
LOADER

( TWIN PORT OUTLET ) T-11  
( WITH BRASS IMPELLER )

REF. NOS.

B7007101 / 03  
B20287902

## M-515

168



LEYLAND GENSET 401  
402 / T-11

( WITH SIDE OUTLET PIPE IN  
HOUSING )

REF. NOS.

B7007101  
B2027902

## M-513 MD

166



LEYLAND 3416


( WITH NYLON GLASS FILLED  
PLASTIC IMPELLER )

REF. NOS.

B7007101 / 03  
B20287902

## M-515 CA

169



LEYLAND 3416 ( WITH SIDE  
OUTLET PIPE IN HOUSING )

( WITH BIG BASE PLATE )

REF. NOS.

B7007101  
B2027902

## M-513 A

167



LEYLAND 3416

( WITH VENT HOLE ON HOUSING,  
& 4 HOLE HUB )

REF. NOS.

B8719201

## M-513 CA

170



LEYLAND 3416

( WITH BIG BASE PLATE )

REF. NOS.

B7007101 / 03  
B20287902

**M-510**

171



LEYLAND 400 / 401  
( TWIN PORT OUTLET )  
( WITH BRASS IMPELLER )

REF. NOS.  
F7475800 / B2000808  
600778 / K1108414  
A7046800

**M-506**

174



LEYLAND 370 MARINE  
INDUSTRIAL ENGINE

REF. NOS.  
B2000801 / NPN1  
604006 600718  
B2000805

**M-510 MD**

172



LEYLAND 400 / 401  
( TWIN PORT OUTLET )  
( WITH NYLON GLASS FILLED  
PLASTIC IMPELLER )

REF. NOS.  
F7475800 / B2000808  
600778 / K1108414  
A7046800

**M-506 MD**

175



LEYLAND 370 MARINE /  
INDUSTRIAL ENGINE  
( SINGLE PORT OUTLET ) ( WITH  
NYLON GLASS FILLED PLASTIC  
IMPELLER )

REF. NOS.  
B2000801 / NPN1  
604006 600718  
B2000805

**M-510 CA**

173



LEYLAND 400 / 401  
( TWIN PORT OUTLET )  
( WITH BIG BASE PLATE )

REF. NOS.  
F7475800 / B2000808  
600778 / K1108414  
A7046800

**M-511**

176



LEYLAND 3516 / 2516  
( SINGLE PORT OUTLET )  
( WITH BRASS IMPELLER )

REF. NOS.  
A7040100 / B7007101  
B2027902

# ASSEMBLY WATER PUMP LEYLAND



Signature of Quality

## M-511 MD

177



LEYLAND 3516 / 2516  
( SINGLE PORT OUTLET )  
( WITH NYLON GLASS FILLED  
PLASTIC IMPELLER )

REF. NOS.

A7040100 / B7007101  
B2027902

## M-836 CA

180



LEYLAND 680 ENG.

( COMPLETE ASSLY. WITH BASE  
PLATE, HUB AND PULLEY )

REF. NOS.

F39100100 / 569056

## M-836 H

178



LEYLAND 680 ENG.  
( WITH PULLEY, WITHOUT  
BASE PLATE )

REF. NOS.

F39100100 / 569056

## M-838 H

181



LEYLAND 690 ENG


( WITH PULLEY, WITHOUT  
BASE PLATE )

REF. NOS.

A7070400 / A7074600  
B7074604

## M-836 HA

179



LEYLAND 680 ENG  
( WITHOUT BASE PLATE,  
HUB & PULLEY )

REF. NOS.

F39100100 / 569056

## M-838 HA

182



LEYLAND 690 ENG

( WITHOUT BASE PLATE,  
HUB & PULLEY )

REF. NOS.

A7070400 / A7074600  
B7074604

**M-838 CA**

183



**LEYLAND 690 COMPLETE  
ASSLY.**

( WITH BASE PLATE, HUB AND  
PULLEY )

REF. NOS.

A7070400 / A7074600  
B7074604

**M-670**

186



**LEYLAND DOST BS-IV**

REF. NOS.

B9708235

**M-524**

184



**LEYLAND IVECO  
FIAT / FIATAGRI / SPERRY NEW  
HOLLAND**


( SPLIT TYPE CNG )

REF. NOS.

100670001 / 002  
98465322 / 325  
98497117 / 11898415831

**M-512**

187



**LEYLAND 402 / 410 / 411 / 420  
ENG. ( DAF )**


( TWIN PORT OUTLET )  
( WITH BRASS IMPELLER )

REF. NOS.

10906727 / HAJ8382

**M-608**

185



**LEYLAND IVECO 98415831**

REF. NOS.

98415831

# ASSEMBLY WATER PUMP

## LEYLAND HINO



Signature of Quality

### M-532

188



HINO EURO-II

( IMPELLER DIA : 85 MM )

REF. NOS.

B8760406 / B7016011

### M-533

191



HINO EURO-II 3516 / 4018

( IMPELLER DIA : 85 MM )

REF. NOS.

B8760401 2323

### M-532 A

189



HINO EURO-II

( IMPELLER DIA : 75 MM )

REF. NOS.

B8760406 / B7016011

### M-538

192



HINO EURO-III / EURO-IV  
BS-IV CRS A/L 1812 & 222 WB  
16.11  
( 7 HOLES PUMP )  
( IMPELLER DIA : 100 MM )

REF. NOS.

B8763401

### M-532 B

190



LEYLAND HINO 2519 BS-IV ENG.  
3113 N / 3187 524

( SMALLER HOUSING )  
( IMPELLER DIA : 85 MM )

REF. NOS.

3113N / 3187N

### M-538 A

193



HINO EURO-VI

( IMPELLER DIA : 105 MM )  
( WITH THREE ADDITIONAL HOLES  
FOR SPARE-PART FITMENT )

REF. NOS.

B4T05501

**M-508**

194



**HINO 6 D ( 6 CYLINDER )**  
( 8 MM THREAD ON HUB )

REF. NOS.

B7016001 / P8100639  
B7016008

**M-531**

196



**HINO 6 E MODEL**  
( 416 ENGINE )

REF. NOS.

B7016007

**M-508 A**

195



**HINO 6 D ( 4 CYLINDER )**  
( 6 MM THREAD ON HUB )

REF. NOS.

B7016001 / P8100639  
B7016008 / B7016005

**M-509**

197



**HINO 4 D**

REF. NOS.

B7019601 / P8100539

**MAN**

**M-521**

198




**MAN TRUCK**  
( BIG CAST IRON PUMP )

REF. NOS.

5106500 6606 / 6612  
9606 / 9612

**M-521 A**

199



**MAN TIPPER TRUCK TGL 8.180  
E4 CLA 31.300  
(ALUM. BODY)**

REF. NOS.

CLA 31.300 / 51.06500-6699  
51.06500-6679

### M-671

200



EICHER PRO 11.10  
( BIG PLAIN HUB )

REF. NOS.

ID 312896 / ID 312620

### M-671 C

203



EICHER PRO 1095 XP / 1080 XP /  
1059 XP / EICHER CANTER MINI E2  
PLUS 11.10 / 11.14 / 10.59 / 11.74 /  
10.90 / 10.75  
( HUB WITH SHORTER COLLAR )

REF. NOS.

ID 309566

### M-671 A

201



EICHER BS-II  
CANTER BIG LATEST MODEL  
( FAN DIA : 30 MM, HUB COLLAR  
THREAD M 24\*1.5 L.H )  
( HUB WITH 4 THREADED HOLES )

REF. NOS.

ID 309565

### M-671 D

204



EICHER CANTER NEW MODEL  
( FAN DIA : 30 MM, HUB COLLAR  
THREAD M 24\*1.5 L.H )  
( HUB WITH 4 THREADED HOLES AND  
4 PLAIN HOLES )

REF. NOS.

300778

### M-671 B

202



EICHER PRO 10.90 XP / 11.10 XP

REF. NOS.

( FAN DIA : 36 MM, HUB COLLAR THREAD  
M 30\*1.5 L.H )  
( 8 HOLE HUB WITH 4 THREADED HOLES  
AND 4 PLAIN HOLES )

ID 333731

### M-657

205



EICHER JUMBO GALAXY 20.16

REF. NOS.

( HUB WITH NUT ON TOP )

ID 000071

**M-657 A**

206



**EICHER JUMBO 20.5 BUS TYPE  
EICHER T16. TIPPER TRUCK**

( HUB WITHOUT NUT ON TOP )

REF. NOS.  
ID 311109

**M-657 C**

209



**EICHER PRO 3014 / 3015  
3016 / 1116 / 1114 PRO**

( IMPELLER DIA 99 MM,  
S.G. IRON PULLEY DIA : 104 MM )

REF. NOS.  
ID 335776

**M-657 B**

207



**EICHER CANTER LATEST MODEL**

( WITH S.G. IRON GRADED  
PULLEY DIA : 104 MM,  
IMPELLER DIA : 85 MM )

REF. NOS.  
ID 310316

**M-657 E**

210



**EICHER PRO 3015 / 3016  
1116 N/M**

( HOUSING PROFILE BIGGER THAN  
M-657 C, IMPELLER DIA : 110 MM,  
S.G. IRON PULLEY DIA : 104 MM )

**M-657 H**

208



**EICHER CANTER LATEST MODEL  
( HIGH DISCHARGE PUMP ) ( WITH S.G.  
IRON GRADED PULLEY DIA : 104 MM )  
( IMPELLER DIA : 92.5 MM ) ( MOUNTING  
HOLE COORDINATES DIFFERENT THAN  
M-657 B )**

REF. NOS.  
ID 310316

**M-657 D**

211



**EICHER JUMBO BUS BS IV  
( ALUMINIUM HOUSING WITH S.G  
IRON GRADED PULLEY FASTENED  
ON HUB ) ( IMPELLER DIA : 99 MM,  
PULLEY DIA : 104 MM )**

REF. NOS.  
ID 316831



### M-657 F

212



EICHER NEW MODEL

( ALUMINIUM HOUSING WITHOUT PULLEY )

REF. NOS.

ID 316831

### M-607

215



EICHER CANTER OLD MODEL

REF. NOS.

ME-015045

### M-660

213



EICHER E474 / E366 DIESEL BS - VI ENGINE

( WITH SG IRON GRADED PULLEY, DIA : 75 MM )

REF. NOS.

ID 606720 / ID 329877  
ID 606730 / ID 351834

### M-658

216




EICHER CANTER MINI OLD MODEL

REF. NOS.

80291950 / ID 205997

### M-655

214



EICHER 231549599, 23552773 VOLVO 360-7701

( BIG ALUMINIUM PUMP )

REF. NOS.

23552773 / 23552770  
23154956 / 22951346

**VOLVO**

**M-557**

217



VOLVO EXCAVATOR 110 / 210 /  
DEUTZ BFM-1012 / 1013

REF. NOS.  
4299142

**MITSUBISHI**

**M-833**

218



MITSUBISHI TRACTOR

**BAJAJ MINIDOR / MATADOR / FORCE TRAVELLER**

**M-602**

219



MATADOR F-307 / TEMPO TRAX  
TEMPO TRAVELLER / MERCEDES  
220 / OX TRACTOR  
( FAN MTG. DIA : 16 MM,  
C.I. IMPELLER DIA : 67.5 MM )

REF. NOS.  
42001301 / 23020710  
1152000020  
4200020

**M-601**

221



TD 3250 FTI CRDI / TEMPO  
TRAVELLER NEW MODEL COMPLETE  
WATER PUMP ASSEMBLY  
( WITH BIG ALUM. BASE PLATE )

REF. NOS.  
800 - 809 - 200 -  
0001

**M-602 A**

220



FORCE MOTOR TEMPO  
TRAVELLER BS-III / BS- IV  
BS-VI  
( FAN MTG. DIA : 19 MM, IND.  
PLASTIC IMPELLER DIA : 80 MM )

**M-651 A**

222



BAJAJ MINIDOR  
( LATEST MODEL WITH SHORTER  
VENT PIPE / MOUTH )

# ASSEMBLY WATER PUMP

## BAJAJ MINIDOR / MATADOR / FORCE TRAVELLER



Signature of Quality

### M-610

223



BAJAJ MINIDOR 0/M

REF. NOS.

B-00-803-200-01-01

### M-622

226



FIAT DIESEL ENG.

REF. NOS.

( PREMIER 137D DIESEL ENG. )

PA7808 4050

### M-651

224



BAJAJ MINIDOR

REF. NOS.

N/M IDI MODEL  
( SIDE PIPE CLOSE )

B-00-803-200-02-01

### M-644

227



MINI VIKRAM ( NEW MODEL )

### M-653 / M-621

225



MAHINDRA CHAMPION / FIAT  
PREMIER PADMINI PETROL ENG


REF. NOS.

PAB27560 / 28517  
28921 / 12423  
F407 / 4397

( WITH 5 HOLE HUB )

**M-612**

228



MAHINDRA PEUGEOT XDP  
ARMADA 540 D MODELS  
MM540, CJ50DP, FJ460DP  
4.90 DSL ENG

REF. NOS.

9420 000 226  
409 7944 97034 / 401

**M-638 A**

231



MAHINDRA BOLERO PICKUP


REF. NOS.

( WITH HUB AND TUBE / GLX  
XLS-ALU )

85269

**M-637**

229



MAHINDRA PEUGEOT XDP3  
ENGINE

REF. NOS.

9420000522  
0304EG0210N

**M-638 B**

232



MAHINDRA BOLERO PICKUP


REF. NOS.

( WITH HUB AND WITHOUT TUBE  
GLX / XLS-ALU )

85269

**M-638**

230



MAHINDRA BOLERO PICKUP

REF. NOS.

85269

**M-638 C**

233



MAHINDRA BOLERO CAMPER  
F/L 2.5 L, BOLERO PICKUP  
2ND GEN / MAXI TRUCK  
MAXX PICKUP CITY

REF. NOS.

0304EAB01421N

# ASSEMBLY WATER PUMP MAHINDRA



Signature of Quality

## M-638 D

234



**MAHINDRA BOLERO NEO  
MAXX PICKUP HEAVY DUTY**

REF. NOS.  
**0304E188IN**

## M-626

237



**MAHINDRA SCORPIO CRDI 7 PK  
( ALUM. PUMP WITH 7 PK BELT  
PULLEY, SIDE PIPE CLOSE; ONE  
SIDE TUBE, BOTTOM TUBE AND  
ELBOW OUTLET IN HOUSING )**

REF. NOS.  
**0304GC0030N**

## M-663 B

235



**MAHINDRA BOLERO / SCORPIO  
M2DI MAXI TRUCK**

**( WITH 4 PK BELT MULTI GROOVE  
PULLEY )**

REF. NOS.  
**0304EAB01000N**

## M-626 B

238



**MAHINDRA XYLO S.U.V. / GENIO  
( ALUM. PUMP WITH 6 PK BELT  
PULLEY, SIDE PIPE CLOSE; ONE SIDE  
TUBE, BOTTOM TUBE AND ELBOW  
OUTLET IN HOUSING )**

REF. NOS.  
**0304GC0040N**

## M-618

236



**MAHINDRA SCORPIO S.U.V.**

**( ALUM. PUMP 7 PK BELT PULLEY,  
SIDE PIPE OPEN; ONE SIDE TUBE  
AND ELBOW OUTLET IN HOUSING )**

REF. NOS.  
**0304EC0120**

## M-626 A

239



**MAHINDRA ZOOM LOAD KING CRDI  
TOURISTER 25 SEAT ( ALUM. PUMP  
WITH 5 PK BELT PULLEY, SIDE  
PIPE CLOSE; ONLY ONE ELBOW  
OUTLET IN HOUSING )**

REF. NOS.  
**0304EC0550N**

**M-619**

240



**MAHINDRA SCORPIO S.U.V.**

( C.I. PUMP WITH 7 PK BELT PULLEY;  
ONE TUBE OUTLET IN HOUSING )

REF. NOS.

24239

**M-663**

243



**MAHINDRA BOLERO ( SUITABLE FOR  
ALL MODELS ) BOLERO PICK UP 1ST  
GEN. / 2ND GEN. 2.5 L / MAXI TRUCK  
/ MAXX PICK UP / PICKUP FB EXTRA  
LONG  
( PULLEY GROOVE OD : 112 MM )**

REF. NOS.

0304EB0390N  
0301BB0970N  
0301BB0770N  
0301BAB01320N

**M-619 A**

241



**MAHINDRA BUS NAVI STAR N/M /  
SCORPIO  
( C.I. PUMP WITH 7 PK BELT  
PULLEY; ONE ELBOW AND TWO  
TUBE OUTLETS IN HOUSING )**

**M-663 A**

244



**MAHINDRA BOLERO**

( WITH SMALLER PULLEY  
GROOVE OD : 101 MM )

REF. NOS.

**M-619 B**

242



**MAHINDRA NAVI STAR  
MAHINDRA BLAZO ( S/F 6 CYL )**

REF. NOS.

0304EAV00010N

**M-656**

245



**MAHINDRA SCORPIO LOADING  
2.6 LTR TOURISTER 25 SEAT**

( CAST IRON PUMP WITH 5 PK BELT  
PULLEY; BOTH BACK PIPE AND SIDE PIPE  
OUTLETS CLOSED IN HOUSING )

REF. NOS.

0304EC0250N

# ASSEMBLY WATER PUMP

## MAHINDRA



Signature of Quality

### M-656 A

246



**MAHINDRA SCORPIO LOADKING**  
( CAST IRON PUMP WITH 5 PK BELT PULLEY; SIDE OUTLET OPEN AND ONE LONG OUTLET TUBE IN HOUSING )

REF. NOS.  
0304EC07700N

### M-668

249



**MAHINDRA MAXIMO**  
WITH TUBE ( 5 PK BELT PULLEY )

REF. NOS.  
31DAU00111N

### M-666

247



**MAHINDRA LOADKING 576 DI**  
TOURISTER 32 SEATER CRDI ENG.  
( CAST IRON PUMP WITH 5 PK BELT PULLEY; ONE OUTLET TUBE IN HOUSING )

REF. NOS.  
0304EC0360N

### M-668 A

250



**MAHINDRA MAXIMO LOADKING**  
BS-II MAHINDRA SUPRO  
( WITH 5 PK BELT PULLEY AND A VERTICAL TUBE IN HOUSING )

REF. NOS.  
S0306B000011N

### M-667

248



**MAHINDRA LOADKING 576 DI**  
( CAST IRON PUMP WITH 5 PK BELT PULLEY; ONE OUTLET TUBE IN HOUSING )

REF. NOS.  
0304EC0450L

### M-673

251



**MAHINDRA JEETO**

REF. NOS.  
0304EAU00251N

**M-641**

252



**MAHINDRA GENIO / XYLO**

(ALUM. PUMP WITH 6 PK SMALL PULLEY AND TWO OUTLET TUBES IN HOUSING)

REF. NOS.

0304EB0501N

**M-672 D**

255



**MAHINDRA XUV 500**

( WITHOUT PULLEY )

REF. NOS.

0304EAM00240N

**M-672**

253



**MAHINDRA EAGLE / HAWK S.U.V**


( 4 PK BELT PULLY )

REF. NOS.

0304EM0050N

**M-672 B**

256



**MAHINDRA TUV 300**

REF. NOS.

0311DAM00581N

**M-672 A**

254



**MAHINDRA XUV 500**

( WITH 6 PK BELT PULLEY FASTENED ON HUB )

REF. NOS.

0304EAM00240N

**M-672 C**

257



**MAHINDRA VERITO / RENAULT DUSTER**

REF. NOS.

0304EAM00240N

# ASSEMBLY WATER PUMP MAHINDRA



Signature of Quality

## M-615 A BELT

258



MAHINDRA JEEP DIESEL A BELT  
DX-556

( WITH SINGLE GROOVE PULLEY  
A BELT ) ( FAN MTG. DIA : 33 MM )

REF. NOS.

84490

## M-859

261




MAHINDRA LATEST MODEL

( WITH 4PK MULTI GROOVE  
PULLEY )

## M-615 B BELT

259



MAHINDRA JEEP DIESEL B BELT  
DX-556

( WITH SINGLE BELT PULLEY  
B GROOVE )  
( FAN MTG. DIA : 33 MM )

REF. NOS.

51620

## M-809

262



MAHINDRA B-275

( PREMIER 137D DIESEL ENG. )  
( FAN MTG. DIA : 33.20 MM )

REF. NOS.

005551027R91  
703820R95 / 555736R91  
5555118R91 3065132R92

## M-862

260



MAHINDRA

( WITH BACK PIPE )

## M-810

263



MAHINDRA B-275 DI  
INTL 575 DI MODEL

( WITH LONG MOUTH )  
( FAN MTG. DIA : 33.20 MM )

REF. NOS.

5554716R91 / 5555095R91  
006003264A92  
0555716R93  
00601678891

**M-814**



**MAHINDRA SARPANCH ( NST )  
INTL. 595 TURBO DI ENG.**

( FAN MTG. DIA : 33.20 MM )

REF. NOS.

006003265A92

**M-839**



**MAHINDRA ARJUN NOVO 605  
DI-I TRACTOR**

( ELECTRONIC FUEL TYPE WITH  
TWO TUBES ) ( WITH TWO TUBES )

REF. NOS.

006005618F4  
006025604 H91

**M-814 A**



**MAHINDRA PUMP 4540 & 4550  
MODELS**

( WITH ONE TUBE IN HOUSING )  
( FAN MTG. DIA : 33.20 MM )

REF. NOS.

006016788 B91

**M-839 J**



**MAHINDRA CRANE  
EARTHMASTER SX / VX TIER - 3**

( T.H.T. MORE THAN M-839 )

REF. NOS.

006015185H92  
006004367F93

**M-837**



**MAHINDRA ARJUN DI NEW  
MODEL**

( WITH SINGLE GROOVE C.I. PULLEY AND  
LONG OUTLET TUBE IN HOUSING )

REF. NOS.

006002847C91 / C3  
00600203C91

**M-839 A**



**MAHINDRA 6565 ARJUN ULTRA  
HIGH DISCHARGE**

( WITH SINGLE TUBE )  
( FAN MTG. DIA : 30 MM )

REF. NOS.

006004367F94


# ASSEMBLY WATER PUMP MAHINDRA



Signature of Quality

## M-839 B

270



MAHINDRA DHRUV / YUVU  
( FAN MTG. DIA : 30 MM )

REF. NOS.  
006014971V91

## M-862 B

273



MAHINDRA JIVO 225 DI  
TRACTOR

( FAN MTG. DIA : 26 MM )

## M-843

271



MAHINDRA AGNI YUVRAJ 215  
MINI TRACTOR  
( FAN MTG. DIA : 24 MM )

REF. NOS.  
006011797B91

## M-866

274



MAHINDRA SWARAJ 843 XM  
42-45 HP TRACTOR  
( WITH ADJUSTABLE DOUBLE  
GROOVE PULLEY )  
( PULLEY GROOVE OD : 158 MM )

REF. NOS.  
006002102B91

## M-846

272



MAHINDRA YUVRAJ 215  
TRACTOR  
( FAN MTG. DIA : 24 MM )

REF. NOS.  
006009094B91

## M-823

275



MAHINDRA HINDUSTAN 50 / 60  
TRACTOR

REF. NOS.  
1050598

**M-801**

276



MASSEY FERGUSON P3 / P4  
1035

( P3 LOW POSITION ENGINE )  
( FAN MTG. DIA : 41 MM )

REF. NOS.

99DE0320 / 41312167

**M-805**

279



MASSEY FERGUSON 241 / 245  
MF P3 / 1035 DI

FAN HUB THREAD SIZE : M 8 \* 1.25  
HOUSING BOLTS : 3 NOS. M 8 \* 50  
1 NOS. M 8 \* 75  
( FAN MTG. DIA : 41 MM )

REF. NOS.

99S30478 / 41312159

12487 / 12495  
41312784

**M-803**

277



MASSEY FERGUSON 1035 N/M

( FAN MTG. DIA : 41 MM )

REF. NOS.

99DE0766

**M-805 A**

280



MASSEY FERGUSON 241 / 245

( WITHOUT BOLT )  
( FAN MTG. DIA : 41 MM )

REF. NOS.

99S30478 / 41312159  
12487 12495 / 41312784  
41312487 / 41312154

**M-804**

278



MASSEY FERGUSON 135

( FAN HUB THREAD SIZE 5/16 \* 24 UNF  
AND HOUSING BOLT SIZE 5/16 \* 18 UNC )  
( FAN MTG. DIA : 41 MM )

REF. NOS.

41312055 / 2154  
2784 / 2494 / 2154 A

**M-807**

281



MASSEY FERGUSON IMT 533

( MF P3 ENGINE - BIGGER PULLEY )  
( PULLEY GROOVE OD : 114.5 MM )  
( FAN MTG. DIA : 41 MM )

REF. NOS.

41312518 / 34.06.100


# ASSEMBLY WATER PUMP MASSEY FERGUSON / PERKINS



Signature of Quality

## M-806

282



MASSEY FERGUSON 1040  
MF 65 MK1 / MF 165

( PULLEY GROOVE OD : 118 MM )  
( FAN MTG. DIA : 41 MM )

REF. NOS.

41312038 / 2063  
2511 / 2574

## M-1001

285



PERKINS MF A4.212 - 4.236  
( WITHOUT PULLEY )

REF. NOS.

U5MW0104 / 4131A013  
363741M91 / 3641832M91  
U5MW0064 / 41312323

## M-825

283



TAFE-25 / MASSEY FERGUSON  
241 DI ( WITHOUT BOLT )  
( WITH BIGGER PULLEY )  
( PULLEY GROOVE OD : 128.5 MM )  
( FAN MTG. DIA : 41 MM )

REF. NOS.

99580799 / 99830799

## M-1001 A

286



PERKINS MF A4.212 - A4.236  
( WITH PULLEY )

REF. NOS.

U5MW0104 / U5MW0064  
41312323 / 363741M91  
3641832M91 / 4131A013  
41312143

## M-844

284



MASSEY FERGUSONS-4 HIGH  
POSITION

( S4 TYPE )  
( FAN MTG. DIA : 41 MM )

REF. NOS.

99530980

## M-1001 B

287



PERKINS MF A4.212 - A4.236  
( WITH PULLEY )

REF. NOS.

U5MW0104 / 3641832M91  
4131A013 / U5MW0064  
41312323 / 363741M91  
41312201 / 41312143  
990091 / 999037K

### Disclaimer

MEKO AUTO COMPONENTS INC. IS ENGAGED IN THE BUSINESS OF AUTOMOTIVE COMPONENTS WHICH ARE COMPATIBLE WITH A WIDE RANGE OF AUTOMOBILES AND TRACTORS WHOSE NAMES AND O.E. NUMBERS ARE MENTIONED HEREIN FOR REFERENCE PURPOSES ONLY.

**M-1001 C**

288



PERKINS MF A4.212 - A4.236  
( WITH PULLEY )

( PULLEY GROOVE OD : 143 MM )  
( FAN MTG. DIA : 41 MM )

REF. NOS.

U5MW0104 / 4131A013  
41312143

**M-1003**

291



PEKINS 1000 SERIES 1004-40T,  
1006-60TA ( GEAR-16 TEETH )

REF. NOS.

U5MW0195 / 3637468  
3641263M91 / 41313227  
U5MW0108 / 4222002M91  
3641263M91 / 41313227  
3637468M91 / 332 / H0895  
02/202510 / U5MW0193

**M-1002**

289



PERKINS ENGINE 1004-40T -  
A4-238 / 1004-4 1004G 4.41  
4.236 4.248  
( WITHOUT PULLEY )

REF. NOS.

U5MW0195 / U5MW0108  
4222002M91 / 3637468M91  
328361A1 / 3637468  
3641263M91 / 41313227

**M-1003 A**

292



PEKINS 1000 SERIES 1004-40T,  
1006-60TA ( GEAR-19 TEETH )

REF. NOS.

U5MW0196  
U5MW196  
4224708M91

**M-1002 A**

290




PERKINS ENGINE 1004-40T A4-  
238  
( WITH PULLEY )  
( PULLEY GROOVE OD : 143 MM )  
( FAN MTG. DIA : 41 MM )

REF. NOS.

U5MW0104  
3641832M91 / 4131A013  
U5MW0064 / 41312323  
3637411M91

**M-1004**

293



PERKINS 1004-40T , 1006-60TW

\* HOUSING HEIGHT FROM MOUNTING FACE TO  
TOP COLLAR FACE - 104 MM.  
\* BEARING SLEEVE DIA IS 38 MM.  
\* BACK PLATE WITHOUT HOLES & SCREWS  
\* THE HOUSING TOP COLLAR HAS RADIUS.

REF. NOS.

U5MW0156 / U5MW0159  
U5MW0160 / 4222466M91  
02/200911 / 02/201391  
02/201896 / 332/H0894  
149-0539

# ASSEMBLY WATER PUMP MASSEY FERGUSON / PERKINS



Signature of Quality

## M-1004 B

294



**PERKINS 1006-60, 1006-60T, 1006-6T**  
 \* CAST IRON IMPELLER & BACK PLATE SAME AS M-1004 (GEN-15M/W056)  
 \* HOUSING HEIGHT FROM MOUNTING FACE TO TOP COLLAR FACE - 108 MM.  
 \* BEARING SLEEVE DIA - 30 MM.  
 \* HOUSING TOP COLLAR IS STRAIGHT WITHOUT RADIUS.

REF. NOS.  
**U5MW0160**  
**4223566M91**  
**U5MW0144 / 5MW0156**  
**U5MW0157 / 4131E012**

## M-1005 A

297



**PERKINS 1104D-44 2160 2200**  
 \* BACK PLATE & THE HOUSING MOUNTING FACE HAS 8 HOLES.  
 \* THE CAST IRON IMPELLER IS DIFFERENT FROM M-1005.  
 \* THE HOUSING TOP ALLUMINIUM GASKET IS SAME.

REF. NOS.  
**U5MW0208**  
**U5MW0204**  
**U5MW0207 / 4131A113**

## M-1004 A

295



**PERKINS**  
 \* PLATE IS DIFFERENT. IT IS WITH HOLES & BOLTS / SCREWS.  
 \* CAST IRON IMPELLER DIFFERENT FROM M-1004 / M-1004 B.  
 \* INTEGRAL SHAFT BEARING SLEEVE DIA IS 30 MM.  
 \* HOUSING HEIGHT FROM MOUNTING FACE TO TOP COLLAR FACE - 98 MM.

REF. NOS.  
**U5MW0092 / 0140 / 0144**  
**0157 / 3637249M91**  
**4222028M91 / 02/201985**  
**3637249M91 / 3638694M91**

## M-1006

298



**PERKINS-MASSEY FERGUSON 241/245 (EXPORT MODEL)**  
 ( FAN HUB THREAD SIZE 5/16 \* 24 UNF & HOUSING BOLTS SIZE 5/16 \* 18 UNC ) ( PULLEY GROOVE OD : 109 MM ) ( FAN MTG. DIA : 41 MM )

REF. NOS.  
**99S30478 / 41312159 / 41312784**  
**41312784 / 41312487 / 41312495**  
**3641338M1 / 02130111 / 02/130250**  
**332/H0888 / 3641823M91**  
**3641823M92 / 747542M91**

## M-1005

296



**PERKINS 1104 C**  
 \* BACK PLATE & THE HOUSING MOUNTING FACE HAS 7 HOLES.  
 \* THE CAST IRON IMPELLER IS DIFFERENT FROM M-1005 A.  
 \* THE HOUSING TOP ALLUMINIUM GASKET IS SAME.

REF. NOS.  
**U5MW0194 / U5MW0206**  
**4131A062 / 02201840**  
**02202480 / 4225069M91**  
**4226913M91**

## M-1006 A

299



**PERKINS-MF 241/245 (EXPORT MODEL)**  
 ( WITH SMALLER PULLEY HUB )  
 ( FAN HUB THREAD SIZE 5/16 \* 24 UNF & HOUSING BOLTS SIZE 5/16 \* 18 UNC )  
 ( PULLEY GROOVE OD : 109 MM )  
 ( HUB DIA : 62.80 MM )  
 ( FAN MTG. DIA : 26.80 MM )

REF. NOS.  
**41312487 / 41312154**  
**3641823M91**

**M-1006 B**

300



**PERKINS-MF 241/245**  
( WITHOUT PULLEY & WITHOUT NUT  
/ BOLTS )

( EXPORT MODEL )

REF. NOS.

U5MW0097 / U5MW0023  
41312784 / 747542M91  
81718104 / 957E8501B / 141313402  
3639509M1 / 4222506M91  
U5MW0057 / U5MW0096 / S.65014  
EM5408 / BEPCO 24/130-75E

**M-1008**

303



**IMT 539 / 540 / 542 MF 1040**  
**FORKLIFT PERKINS ENG. 1383603**  
**U5MW0088 ( EXPORT MODEL )**  
( PULLEY GROOVE OD : 118 MM )  
( FAN MTG. DIA : 41 MM )

REF. NOS.

U5MW0088 / 3639511M1  
3641790M91 / 3641376M91  
U5MW0088 / 41312574 / 141312574  
3639511M1 / 3637372M91  
U5MW0061 / U5MW0055 / 41312167

**M-1006 C**

301



**PERKINS ENG. PUMP**  
( MF 241 / 245 PULLEY WITH A  
DIFFERENT HOUSING )  
( EXPORT MODEL )  
( FAN MTG. DIA : 41 MM )

**M-1008 W**

304



**PERKINS-MF 1040**  
( WITHOUT PULLEY )  
**U5MW0088**  
( EXPORT MODEL )

REF. NOS.

U5MW0088  
3639511M1  
3641790M91  
3641376M91

**M-1007**

302



**PERKINS-MF 241/245**  
( EXPORT MODEL )  
( WITH A DIFFERENT BIGGER PULLEY )  
( PULLEY GROOVE OD : 129 MM )  
( FAN MTG. DIA : 41 MM )

REF. NOS.

4131 2784

**M-1008 B**

305



**PERKINS-MF 1040**  
( EXPORT MODEL ) **U5MW0089**  
( PULLEY GROOVE OD : 108 MM )  
( FAN MTG. DIA : 41 MM )

REF. NOS.

3637372M91  
U5MW0089

# ASSEMBLY WATER PUMP MASSEY FERGUSON / PERKINS



Signature of Quality

## M-1008 BW

306



PERKINS-MF 1040  
( WITHOUT PULLEY )  
  
( EXPORT MODEL )

REF. NOS.  
  
3637372M91

## M-1008 CW

309



PERKINS-MF 1040  
( WITHOUT PULLEY )  
  
( EXPORT MODEL )

REF. NOS.  
  
U5MW0061  
U5MW0055 / 41312167

## M-1008 C

307



PERKINS-MF 1040  
A BELT ( 13 MM )  
( EXPORT MODEL )  
( PULLEY GROOVE OD : 108 MM )  
( FAN MTG. DIA : 41 MM )

REF. NOS.  
  
U5MW0061  
U5MW0055 / 41312167

## M-1008 D / M-807

310



IMT 533 / IMT 537 TRACTOR  
MF PERKINS AD3.152 P3 ENG.  
( WITH PULLEY ) ( EXPORT MODEL )  
( PULLEY GROOVE OD : 114.5 MM )  
( FAN MTG. DIA : 41 MM )

REF. NOS.  
  
41312518 / 03406100

## M-1008 CB

308



PERKINS-MF 1040  
B BELT ( 16 MM )  
( EXPORT MODEL )  
( PULLEY GROOVE OD : 118 MM )  
( FAN MTG. DIA : 41 MM )

REF. NOS.  
  
U5MW0061  
U5MW0055 / 41312167

## M-1008 E

311



PERKINS / MOTORE TIPO 3.144 - 3.152  
FORD NEW HOLLAND DEXTA SUPER  
DEXTA TRACTOR ( EXPORT MODEL )  
( PULLEY GROOVE OD : 109 MM )  
( FAN MTG. DIA : 41 MM )


REF. NOS.  
  
957E8501B  
81718104

### Disclaimer

MEKO AUTO COMPONENTS INC. IS ENGAGED IN THE BUSINESS OF AUTOMOTIVE COMPONENTS WHICH ARE COMPATIBLE WITH A WIDE RANGE OF AUTOMOBILES AND TRACTORS WHOSE NAMES AND O.E. NUMBERS ARE MENTIONED HEREIN FOR REFERENCE PURPOSES ONLY.

**M-1009**

312



PERKINS ENGINE 6-354T

REF. NOS.

U5MW0111 / 41312557  
41313018 / 41313045

**M-519 / M-1011**

314



PERKINS MF FORDSON E27N

REF. NOS.

( MAJOR PERKINS L4, P4, P6 ENG.)  
HYSTER FORKLIFT A4.203  
MASSEY HARRIS 744 ( S4 HP QHL TYPE )

57746

( FAN MTG. DIA : 41.5 MM )

**M-1010**

313



PERKINS 6.354.4 ENG.  
MF PERKINS 2106-6202

REF. NOS.

U5MW0129 / 3641314M91  
3641888M91 / U5MW0129 / 02/102100  
02/102105 / 02/102138 / 332/H0892  
02/102226 / 02/101701 / 41313010  
41313025 / 41313033 / 41313047  
41313049 / 41313059 / 41313062  
41313065 / 7W-4557 / 3637466M91  
3640277M1

**M-545 / M-1012**

315



PERKINS L4 P4 S4 S433  
TRACTOR ENG. OLD TYPE  
( WITH A BELT PULLEY )

REF. NOS.

S4009930  
L99DE00866  
S4099237

( FAN MTG. DIA : 41 MM )

# ASSEMBLY WATER PUMP SWARAJ / ACE TRACTOR



Signature of Quality

## M-606

316



SWARAJ MAZDA ALK 606

( CAST IRON HOUSING )

REF. NOS.

SL01 15 100Z / SL010  
5100

## M-817

319



SWARAJ 735


( FOUR HOLE TYPE PULLEY )  
( FAN MTG. DIA : 38 MM )

REF. NOS.

P219490B

## M-606 A

317



SWARAJ MAZDA BS-VI

( ALUMINIUM HOUSING )

REF. NOS.

LP6015100C

## M-817 A

320



SWARAJ 724 / 735

( SUITABLE FOR BOTH 3 HOLE AND  
4 HOLE TYPE FAN )  
( FAN MTG. DIA : 38 MM )

## M-811

318



SWARAJ 724 FC / 735 FE / M /  
M 255

( WITH THREE HOLE PULLEY )  
( FAN MTG. DIA : 46 MM )

REF. NOS.

P219490B

## M-852

321



SWARAJ 724 XM NEW MODEL  
FLANGE TYPE

( PULLEY WITH 3 HOLES )  
( FAN MTG. DIA : 46 MM )

REF. NOS.

313040A / 713040A  
7133575A

**M-853**

322



SWARAJ 735 XM NEW MODEL  
FLANGE TYPE

( PULLEY WITH 4 HOLES )  
( FAN MTG. DIA : 38 MM )

REF. NOS.

P213040 A

**M-840**

325



SWARAJ 744 LONG VENT PIPE  
TYPE  
( IN-BUILT ALUM. PIPE CAST IRON  
HOUSING )  
( FAN MTG. DIA : 40 MM )

REF. NOS.

719400 / 719490

**M-818**

323



SWARAJ 855 TRACTOR  
KIRLOSKAR RB-22 / 33 ENGINE

( PULLEY WITH 4 HOLES )  
( FAN MTG. DIA : 40 MM )

REF. NOS.

719400 / 719490

**M-865**

326



SWARAJ 855 XM L / M FLANGE  
TYPE HEAVY DUTY  
( PULLEY WITH 4 HOLES,  
P.C.D. : 55 MM )  
( FAN MTG. DIA : 40 MM )

REF. NOS.

P713040 A

**M-818 A**

324



SWARAJ 855 TRACTOR  
KIRLOSKAR RB-44 / 66 ENGINE  
( WITH BIGGER IMPELLER )  
( PULLEY WITH 4 HOLES )  
( FAN MTG. DIA : 40 MM )

REF. NOS.

48.015.53.0

**M-865 A**

327



SWARAJ 855 XM L / M FLANGE  
TYPE HEAVY DUTY  
( PULLEY WITH 4 HOLES,  
P.C.D. : 51 MM )  
( FAN MTG. DIA : 34 MM )

REF. NOS.

P713040 A

# ASSEMBLY WATER PUMP SWARAJ / ACE TRACTOR



Signature of Quality

## M-819

328



SWARAJ 939 / ACE TRACTOR  
N/M / PREET BIG STY 28283  
TRACTOR  
( FAN MTG. DIA : 40 MM )

REF. NOS.  
P070350

## ZETOR / SONALIKA / URSUS / INDOFARM / PREET TRACTOR

## M-815

329



ZETOR 2011 / 2511 / 3511 /  
2522  
( DOUBLE MOUTH TYPE )  
( PULLEY DIA : 133 MM, FAN DIA :  
40 MM, PUMP T.H.T. : 156.5 MM )

REF. NOS.  
2806.0000.90  
2806.0001.90

## M-816

331



ZETOR 5911  
( SINGLE MOUTH TYPE )  
( PULLEY DIA : 133 MM, FAN DIA :  
40 MM, PUMP T.H.T. : 156.5 MM )

REF. NOS.  
5906 0000.90

## M-815 A

330



ZETOR 2011 / 2511 / 3511 /  
2522 DOUBLE MOUTH  
( WITH BIG SHEET METAL PULLEY )

REF. NOS.  
2806.0000.90  
2806.0001.90

## M-816 A

332



ZETOR 5911  
( SINGLE MOUTH TYPE )  
( PULLEY DIA : 110 MM, FAN DIA :  
40 MM, PUMP T.H.T. : 156.5 MM )

REF. NOS.  
5906 0000.90

**M-816 C**

333



ZETOR / HMT 5911 SINGLE MOUTH


( WITH BIG SHEET METAL PULLEY )

REF. NOS.

5906 0000.90

**M-864 B**

336



HMT 6522 TRACTOR MOUNTED CRANE / LOADER ( DOUBLE MOUTH SINGLE TUBE OUTLET TYPE ) ( PULLEY DIA : 110 MM, FAN DIA : 32.5 MM, PUMP T.HT : 156.5 MM )

**M-864**

334



ZETOR 6522

( DOUBLE MOUTH TYPE ) ( PULLEY DIA : 133 MM, FAN DIA : 32.5 MM, PUMP T.HT : 156.5 MM )

**M-832**

337




SONALIKA INT. 745-750-35 I, II, III DI N/M 3035 INDOFARM TRACTOR ( DOUBLE MOUTH TYPE ) ( PULLEY DIA : 132 MM, FAN DIA : 40 MM, PUMP T.HT : 156.5 MM )

REF. NOS.

803406012A

**M-864 A**

335



ZETOR 6522

( DOUBLE MOUTH TYPE ) ( PULLEY DIA : 110 MM, FAN DIA : 40 MM, PUMP T.HT : 156.5 MM )

**M-832 A**

338



SONALIKA INT. DI N/M 3035 INDOFARM TRACTOR ( DOUBLE MOUTH TYPE ) ( PULLEY DIA : 97 MM, FAN DIA : 40 MM, PUMP T.HT : 162 MM )

REF. NOS.

P106018 / GNEN - 051

### M-832 B

339



SONALIKA INT. DI N/M 3035  
INDOFARM TRACTOR  
( DOUBLE MOUTH TYPE ) ( PULLEY  
DIA : 110 MM, FAN MTG. DIA : 40 MM,  
PUMP T.HT. : 162 MM )

REF. NOS.  
P0106017

### M-858

342



SONALIKA N/M ( ITL MODEL )  
( DOUBLE MOUTH TYPE WITH )  
( PULLEY DIA : 132 MM, FAN DIA :  
40 MM, PUMP T.HT. : 166 MM )

REF. NOS.  
EP 406803

### M-832 C


340



SONALIKA INT. DI N/M 3035  
INDOFARM TRACTOR  
( DOUBLE MOUTH TYPE ) ( PULLEY DIA  
: 97 MM, FAN DIA : 34 MM, PUMP  
T.HT. : 150 MM )

### M-858 C


343



SONALIKA N/M ( ITL MODEL )  
( DOUBLE MOUTH TYPE )  
( SMALLER PULLEY DIA : 120  
MM, FAN DIA : 40 MM,  
PUMP T.HT. : 166 MM )

### M-832 D

341



SONALIKA INT. DI N/M 3035  
INDOFARM TRACTOR  
( DOUBLE MOUTH TYPE ) ( PULLEY DIA :  
97 MM, FAN DIA : 34 MM, PUMP T.HT. :  
162 MM )

REF. NOS.  
P213040 A

### M-842

344




SONALIKA TURBO POWER STEERING /  
PREET TRACTOR  
( DOUBLE MOUTH + DUAL OUTLET  
HORIZONTAL AND VERTICAL TYPE )  
( PULLEY DIA : 97 MM, FAN DIA : 34 MM,  
PUMP T.HT. : 150 MM )

REF. NOS.  
803406021 DE

**M-842 A**

345



SONALIKA SIKANDER EP406319  
( SMALL PULLEY )  
( DOUBLE MOUTH 4 RIBS TYPE )  
( PULLEY DIA : 110 MM, FAN DIA :  
40 MM, PUMP T.HT. : 144 MM )

REF. NOS.  
EP406319

**M-871**

348




INDOFARM / SONALIKA TURBO POWER  
STEERING ( DOUBLE MOUTH TWIN  
OUTLET-HORIZONTAL TYPE ) ( OUTLET  
1 THREAD : M 16\* 1.5, OUTLET 2 THREAD  
: M 14\* 1.5 ) ( PULLEY DIA : 97 MM, FAN  
DIA : 40 MM, PUMP T.HT. : 162.5 MM )

REF. NOS.  
803406024 E

**M-842 B**

346



SONALIKA SIKANDER EP406419  
( BIG PULLEY ) ( DOUBLE MOUTH 4  
RIBS TYPE ) ( BIGGER PULLEY DIA :  
132 MM, FAN DIA : 40 MM, PUMP  
T.HT. : 144 MM )

REF. NOS.  
EP406419

**M-871 (X)**

349



INDOFARM / SONALIKA TURBO  
POWER STEERING ( DOUBLE MOUTH  
TWIN OUTLET-HORIZONTAL TYPE )  
( BOTH OUTLETS THREAD : M 16\* 1.5 )  
( PULLEY DIA : 97 MM, FAN DIA : 40 MM,  
PUMP T.HT. : 162.5 MM )

**M-842 C**

347



SONALIKA SIKANDER TURBO  
POWER STEERING ( DOUBLE MOUTH  
4 RIBS TWIN OUTLET-HORIZONTAL  
TYPE ) ( PULLEY DIA : 110 MM, FAN  
DIA : 40 MM, PUMP T.HT. : 144 MM )

**M-871 A**

350



INDOFARM / SONALIKA TURBO POWER  
STEERING. ( DOUBLE MOUTH TWIN  
OUTLET-HORIZONTAL TYPE ) ( OUTLET 1  
THREAD : M 16\* 1.5, OUTLET 2  
THREAD : M 14\* 1.5 )  
( PULLEY GROOVE OD : 97 MM, FAN MTG.  
DIA : 34 MM, PUMP T.HT. : 162.5 MM )

REF. NOS.  
P0106007

### M-871 A(X)

351



**INDOFARM / SONALIKA TURBO POWER STEERING** (DOUBLE MOUTH TWIN OUTLET-HORIZONTAL TYPE)  
( BOTH OUTLETS THREAD : M 16\* 1.5 )  
( PULLEY GROOVE OD : 97 MM, FAN MTG. DIA : 34 MM, PUMP T.H.T. : 162.5 MM )

### M-872

354



**INDOFARM TRACTOR LOADER / SONALIKA TURBO POWER STEERING STY 28328**  
( DOUBLE MOUTH DUAL OUTLET-HORIZONTAL AND VERTICAL TYPE )  
( PULLEY DIA : 110 MM, FAN DIA : 40 MM. PUMP T.H.T. : 162.5 MM )

REF. NOS.

60016030 AA

### M-871 D


352



**INDOFARM / SONALIKA TURBO POWER STEERING** (DOUBLE MOUTH TWIN OUTLET-HORIZONTAL TYPE) (OUTLET 1 THREAD : M 16\* 1.5, OUTLET 2 THREAD : M 14\* 1.5) ( PULLEY DIA : 110 MM, FAN DIA : 40 MM, PUMP T.H.T. : 162.5 MM )

### M-872 A

355



**INDOFARM TRACTOR LOADER / SONALIKA TURBO POWER STEERING STY 28328**  
( DOUBLE MOUTH DUAL OUTLET-HORIZONTAL AND VERTICAL TYPE )  
( PULLEY DIA : 97 MM, FAN DIA : 40 MM. PUMP T.H.T. : 162.5 MM )

### M-871 D(X)

353



**INDOFARM / SONALIKA TURBO POWER STEERING**  
( DOUBLE MOUTH TWIN OUTLET-HORIZONTAL TYPE ) ( BOTH OUTLETS THREAD : M 16\* 1.5 )  
( PULLEY DIA : 110 MM, FAN DIA : 40 MM, PUMP T.H.T. : 162.5 MM )

### M-872 B

356



**INDOFARM TRACTOR LOADER / SONALIKA TURBO POWER STEERING STY 28328**  
( DOUBLE MOUTH DUAL OUTLET-HORIZONTAL AND VERTICAL TYPE )  
( PULLEY DIA : 97 MM, FAN DIA : 34 MM. PUMP T.H.T. : 162.5 MM )

**M-827**

357



SONALIKA O/M HG-453 MODEL

( PULLEY DIA : 132 MM,  
PUMP T.H.T. : 166 MM )

REF. NOS.

49010651

**M-1036**

360



ZETOR 2011 DOUBLE MOUTH  
TYPE

( WITHOUT SHEET METAL PULLEY )  
( FAN MTG. DIA : 40 MM )

REF. NOS.

2806000090  
2806000190

**M-828**

358



SONALIKA O/M STANDARD  
COMBINE TRACTOR

( PULLEY DIA : 136 MM, FAN DIA :  
40 MM, PUMP T.H.T. : 156.5 MM )

REF. NOS.

EP 406100

**M-1036 A**

361



ZETOR 2011 DOUBLE MOUTH  
TYPE

( WITH SHEET METAL PULLEY )

REF. NOS.

2806000090  
2806000190

**M-846 A**

359



SONALIKA MINI TRACTOR  
SWARAJ 717  
WITH MOUNTING PLATE

( FAN MTG. DIA : 24 MM )

**M-1037**

362



ZETOR Z PIASTA / URSUS C- 360  
( DOUBLE MOUTH-ONE OUTLET  
BENT TYPE ) ( WITHOUT HUB )  
( WITH OR WITHOUT GREASE NIPPLE AS  
PER CUSTOMER REQUIREMENT )

REF. NOS.

46506150

### M-1037 A

363



ZETOR Z PIASTA / URSUS C- 360  
( DOUBLE MOUTH ONE OUTLET-  
BENT TYPE ) ( WITH HUB )  
( WITH OR WITHOUT GREASE NIPPLE AS  
PER CUSTOMER REQUIREMENT )

REF. NOS.  
46506150SM

### M-1039

366



ZETOR 2011 / 2511 ( DOUBLE  
MOUTH PUMP-HORIZONTAL OUTLET  
THREADED M 22 \* 1.5 FOR PLUG )  
JOHN DEERE 2000 2100 2200 2300  
( FAN MTG. DIA : 40 MM )

REF. NOS.  
10620106151  
62010615 / 70010695  
40010021 / 49010651

### M-1038

364



URSUS C- 330 ESCORT  
( WATER PUMP WITHOUT HUB )

REF. NOS.  
URSUS ESCORT 330  
335 / 345 / 355 / 440  
450 42083070

### M-1039 A

367



ZETOR 2011 / 2511  
( DOUBLE MOUTH PUMP WITH  
HORIZONTAL OUTLET THREADED  
M 22 \* 1.5 FOR PLUG )  
( WITH SHEET METAL PULLEY )

REF. NOS.  
10620106151 / 62010615  
70010695 / 40010021

### M-1038 A

365



URSUS C- 330 ESCORT WATER  
PUMP  
( WITH HUB )  
( FAN MTG. DIA : 40 MM )

REF. NOS.  
42083070  
42093070

### M-1040

368



ZETOR 2011 / 2511  
( SINGLE MOUTH PUMP WITH  
HORIZONTAL OUTLET THREADED  
M 22 \* 1.5 FOR PLUG )  
( FAN MTG. DIA : 40 MM )

REF. NOS.  
1069010651

**M-1040 W**

369



ZETOR 2011 / 2511  
( SINGLE MOUTH PUMP WITH  
HORIZONTAL OUTLET CLOSED )

REF. NOS.  
1069010651

( FAN MTG. DIA : 40 MM )

**M-1041**

372



ZETOR 8111 / URSUS 912  
( LONGER SHAFT-DUAL GROOVE  
PULLEY TYPE )

REF. NOS.  
87017500 / 87017529  
89017500 / 89017969  
89017999 / 84017529

( FAN MTG. DIA : 40 MM )

**M-1040 A**

370



ZETOR 2011 / 2511  
( SINGLE MOUTH PUMP WITH HORIZONTAL  
OUTLET THREADED M 22 \* 1.5 FOR PLUG )  
( WITH SHEET METAL PULLEY )

REF. NOS.  
55010697 / 57486711  
69010651  
1069010651

( FAN MTG. DIA : 40 MM )

**M-1041 A**

373



ZETOR 8111 / URSUS 912  
( LONGER SHAFT-SINGLE GROOVE  
PULLEY TYPE )  
( FAN MTG. DIA : 40 MM )

REF. NOS.  
87017539 / 87017529  
89017500 / 89017969  
89017999 / 84017529

**M-1040 AW**

371



ZETOR 2011 / 2511  
( SINGLE MOUTH PUMP WITH  
HORIZONTAL OUTLET CLOSED )  
( WITH SHEET METAL PULLEY )  
( FAN MTG. DIA : 40 MM )

REF. NOS.  
55010697 / 69010651  
1069010651

**M-1042**

374



ZETOR 8111 / URSUS 912  
( SHORTER SHAFT-DUAL GROOVE  
PULLEY TYPE )  
( FAN MTG. DIA : 40 MM )

REF. NOS.  
ZETOR 8111 / 9111 / 10111  
8145 / 9145 / 10145 / 8211  
9211 / 10211/ 8245 / 9245  
10245 : URSUS 912 / 914  
1012 / 1014

### M-1042 A

375



ZETOR 8111 / URSUS 912  
( SHORTER SHAFT-SINGLE GROOVE  
PULLEY TYPE )  
( FAN MTG. DIA : 40 MM )

REF. NOS.  
84017539 ZETOR 8111 / 9111  
10111 / 8145 / 9145 / 10145  
8211 / 9211 / 10211 / 8245  
9245 / 10245 : URSUS 912 914  
1012 / 1014

### M-1043

376



ZETOR 12011 / 12045 / 16045  
( FAN MTG. DIA : 40 MM )

REF. NOS.  
86017999 / 8601700P

## CAPTAIN TRACTOR

### M-846 B

377



CAPTAIN MINI TRACTOR 283 4WD - 8G /  
STEEL TRAC 18 MINI TRACTOR / DK  
CHAMPION MINI TRACTOR 16 HP ( WITH  
BASE COVER ) ( PULLEY GROOVE OD : 91  
MM ) ( FAN MTG. DIA : 24 MM )

### M-846 C

379



CAPTAIN MINI TRACTOR ( PULLEY  
GROOVE OD : 91 MM ) ( FAN MTG.  
DIA : 28 MM )

### M-846 BH

378



CAPTAIN MINI TRACTOR 283 4WD - 8G /  
STEEL TRAC 18 MINI TRACTOR / DK CHAMPION  
MINI TRACTOR 16 HP ( WITHOUT BASE COVER )  
( PULLEY GROOVE OD : 91 MM ) ( FAN MTG.  
DIA : 24 MM )

### M-846 D

380



CAPTAIN MINI TRACTOR LATEST MODEL (   
SMALL ALUM HOUSING  
TYPE WITH C.I. PULLEY AND C.I. BASE PLATE )  
( PULLEY GROOVE OD : 108 )  
( FAN MTG. DIA : 30 MM )

**M-812**

381



ESCORT C-345 / 355  
( FAN MTG. DIA : 40 MM )

REF. NOS.  
42083070  
8.14.903.2  
903.3 / D10099070A

**M-830 B**

384



AVL N/M SINGLE INLET 341 / 342  
E3 312C BHA (WITH PULLEY ON  
HUB) ( PULLEY GROOVE OD : 105  
MM ) ( FAN MTG. DIA : 40 MM )

REF. NOS.  
D 10441430

**M-830**

382



FARMTRAC CHAMPION ESCORT  
POWER TRAC - 430 / 440 AVL  
( FAN MTG. DIA : 40 MM )

REF. NOS.  
3515935  
D10008930A

**M-830 K**

385



POWERTRAC 439 POWER STEERING  
2016 / 2017 / 2018 / 2019 MODELS  
( PUMP TOTAL HEIGHT MORE THAN  
M-830 B ) ( WITHOUT PULLEY )

**M-830 A**

383



FARMTRAC CHAMPION ESCORT  
POWER TRAC - 430 / 440 AVL  
( WITHOUT PULLEY )  
( FAN MTG. DIA : 40 MM )

REF. NOS.  
3515935

**M-830 K (P)**

386



POWERTRAC 439 POWER STEERING  
2016 / 2017 / 2018 / 2019 MODELS  
( PUMP T.H.T. MORE THAN M-830 B )  
( WITH A BELT BIG PULLEY, GROOVE  
OD : 130 MM )

### M-830 E

387



AVL N/M SINGLE INLET  
WITHOUT PIPE 341 / 342 E3  
312C BHA  
( WITHOUT PULLEY )  
( FAN MTG. DIA : 40 MM )

### M-830 D

390



FARMTRAC AVL N/M WITH 1  
EXTRA INLET  
( MEDIUM PULLEY GROOVE  
OD : 124 MM )  
( FAN MTG. DIA : 40 MM )

### M-830 C

388



AVL N/M D4 286 WITH 2 EXTRA  
INLETS  
( PULLEY GROOVE OD : 105 MM )  
( FAN MTG. DIA : 40 MM )

### M-649

391




ESCORT CRANE  
( FAN MTG. DIA : 40 MM )

REF. NOS.  
LS 40099101

### M-830 F

389



AVL N/M D4 286 WITH 2 EXTRA  
INLETS  
( WITHOUT PULLEY )  
( FAN MTG. DIA : 40 MM )

### M-649 A

392



ESCORT POWERTRAC 430  
( DOUBLE BELT ) HYDRA CRANE  
( PULLEY GROOVE OD : 127 MM )

**M-813**

393



ESCORT C-335 / 328

( WITH SHEET METAL PULLEY  
ON STEEL HUB )

**M-874 A**

395



POWER TRAC STEELTRAC 15 MINI  
TRACTOR / DK CHAMPION MINI  
TRACTOR / VAIBHAV MINI TRACTOR  
( WITH CI PULLEY )  
( PULLEY GROOVE OD : 106 MM )

REF. NOS.

600-018-71

**M-874**

394



POWER TRAC STEELTRAC 15 MINI  
TRACTOR / DK CHAMPION MINI  
TRACTOR / VAIBHAV MINI TRACTOR  
( WITH HUB )  
( FAN MTG. DIA : 50.5 MM )

REF. NOS.

21058001 / 60001859

**M-874 B**

396



POWER TRAC STEELTRAC 15 MINI  
TRACTOR / DK CHAMPION MINI  
TRACTOR / VAIBHAV MINI TRACTOR  
( WITH HUB AND BASE PLATE )  
( FAN MTG. DIA : 50.5 MM )

REF. NOS.

600-018-71

**M-820 H**

397



FORD 3600 FARMTRAC 60 NEW HOLLAND ( WITHOUT BASE PLATE ) ( MOUNTING HOLES DIA : 11 MM ) ( PULLEY GROOVE OD : 144 MM ) ( FAN MTG. DIA : 16 MM )

REF. NOS.  
D3NN-8501A / 92NH  
83NH-8501AA

**M-831**

400



FORD 3620 / 3610 FARMTRAC-60 NEW HOLLAND ( WITH BASE PLATE ) ( MTG. HOLES DIA : 12 MM ) ( PULLEY GROOVE OD : 144 MM ) ( FAN MTG. DIA : 16 MM )

REF. NOS.  
FEA 513F  
D8NN8501 UC

**M-820**

398



FORD 3600 FARMTRAC 60 NEW HOLLAND ( WITH BASE PLATE ) ( MOUNTING HOLES DIA : 11 MM ) ( PULLEY GROOVE OD : 144 MM ) ( FAN MTG. DIA : 16 MM )

REF. NOS.  
D3NN-8501A / 92NH  
83NH-8501AA  
D10011230A

**M-831 HS**

401



FARMTRAC FT CLASSIC ( WITH SMALL B GROOVE PULLEY, GROOVE OD : 130.5 MM ) ( FAN MTG. DIA : 40 MM ) ( WITHOUT BASE PLATE )

**M-831 H**

399



FORD 3620 / 3610 FARMTRAC-60 NEW HOLLAND ( WITHOUT BASE PLATE ) ( MTG. HOLES DIA : 12 MM ) ( PULLEY GROOVE OD : 144 MM ) ( FAN MTG. DIA : 16 MM )

REF. NOS.  
FEA 513F  
D8NN8501 UC

**M-831 S**

402



FARMTRAC FT CLASSIC ( WITH SMALL B GROOVE PULLEY, GROOVE OD : 130.5 MM ) ( FAN MTG. DIA : 40 MM ) ( WITH BASE PLATE )

**M-820 AH**

403



FARMTRAC CLASSIC PRO  
( WITHOUT BASE PLATE )

( SMALL PULLEY GROOVE OD : 117.5 MM )  
( FAN MTG. DIA : 40 MM )

REF. NOS.

D 10397350.9

**M-834 A**

406



FORD NEW HOLLAND FIAT JOHN DEERE  
TRACTOR ( WITH BOLT )  
FIAT 55-66 55-66DT 60-66 60-66DT  
6090 60-90DT 65-46 FIAT AGRI ENG.  
8035, 8045, 8055, 8065  
( FAN MTG. DIA : 28 MM )

REF. NOS.

4679242

**M-820 A**

404



FARMTRAC CLASSIC PRO  
( WITH BASE PLATE )

( SMALL PULLEY GROOVE OD : 117.5 MM )  
( FAN MTG. DIA : 40 MM )

REF. NOS.

D 10397350.9

**M-835**

407



FORD NEW HOLLAND 3230  
( FAN MTG. DIA : 41 MM )

REF. NOS.

D3NN-8501A / 92NH  
83NH-8501AA

**M-834**

405



FORD NEW HOLLAND TL70 TN55  
/ FORD 3010S 3830 4230 4430  
4835 5530 5635 6530 7635


( FAN MTG. DIA : 28 MM )

REF. NOS.

99454833  
504065104 / 8013363

**M-835 A**

408



FORD NEW HOLLAND 3230  
( WITH DUAL GROOVE PULLEY )  
( FAN MTG. DIA : 41 MM )

**M-1051**

409



FORD FEA 513F / D3NN8501 UC  
( PULLEY GROOVE OD : 144 MM )  
( FAN MTG. DIA : 16 MM )

REF. NOS.  
FEA 513F / D3NN8501 UC  
4600 / 5600 / 5700  
6600 / 6700 / 7600  
7700

**M-1053 A**

412



FORD NEW HOLLAND TRACTOR  
7910 8010 8210 8700 9200  
9600 9000 TW 15  
( PULLEY GROOVE OD : 149 MM )  
( FAN MTG. DIA : 16 MM )

REF. NOS.  
GFAPN8A513LL / 3926007  
3956957 / 81863921 / 81868794  
81868795 / 83926007 83943911  
83956957 / B5D666 / B5D666T  
B5D666T1 / D5NN8501C  
D5NN8501G

**M-1052**

410




FORD TRACTOR 2000  
2600 3000 3600 4000  
4600 5000  
( PULLEY GROOVE OD : 144 MM )  
( FAN MTG. DIA : 16 MM )

REF. NOS.  
EAPN8A513F 2000 / 3000 / 4000 /  
5000 / 7000 / DHPN8A513G / 83912465  
/ 83926002 / EAPN8513 66 / 81863898  
/ D8NN8501A / E1TN8501AB  
E5TN8501AA

**M-1053 B**

413



FORD GFAPN8A513HH  
( PULLEY GROOVE OD : 132 MM )  
( FAN MTG. COLLAR THREAD  
M 30 X 1.5 LH )

REF. NOS.  
GFAPN8A513HH / 81863909  
81872287 / 83964037  
87800122 / EJPN8A513EB  
EJPN8A513FB / FAPN8A513AA

**M-1053**

411



FORD NEW HOLLAND TRACTOR  
2310 2600 2610 2810 2910 3600  
3610 ( DUAL GROOVE PULLEY )  
( PULLEY GROOVE OD : 144.5 MM )  
( FAN MTG. DIA : 16 MM )

REF. NOS.  
83926001 / 83956722  
87800109 / FAPN8A513DD  
EGPN8A513CA / EAPN8A513E  
81863835 / 83958398  
83961310 / E6NN8513AA

**M-1053 C**

414



FORD GFAPN8A513AA  
( DUAL GROOVE PULLEY )  
( PULLEY GROOVE OD : 132 MM )  
( FAN MTG. COLLAR THREAD  
M 30 X 1.5 LH )

REF. NOS.  
GFAPN8A513AA

**M-1054**

415



FORDSON TRACTOR POWER  
MAJOR SUPER MAJOR

( FAN MTG. DIA : 36 MM )

REF. NOS.

81411996 / 81711728

**M-1013 A**

418



NEW HOLLAND TRACTOR / FORD GENESIS  
6 CYLINDER / ( 6 CYLINDERS FOR  
APPLICATION 7740 / TS100 / TD110 /  
7840 / 8240 / 8340 / TS115 ) ( PULLEY &  
IMPELLER SIZES DIFFERENT FROM THAT OF THE  
PUMP 1013 ) ( SMALL PULLEY GROOVE  
OD : 140.5 MM ) ( IMPELLER DIA : 114 MM )

REF. NOS.

87800712 / F0NN8501CB  
F0NN8501CC / 81865050 / 81866638  
/ 81866616 / 87801112 /  
F0NN8501CA / S. 66856 / EMWP623 /  
BEPCO 24 / 130-93 87840257

**M-1055**

416



FORDSON MAJOR, SUPER  
MAJOR MARK-I / MARK -II NEW  
HOLLAND 8100

( FAN MTG. DIA : 38 MM )

REF. NOS.

703 F 8501 AAC / 2700  
E8501 2710E8501C  
2701E8501AA  
5004985

**M-675**

419



FORD FIESTA DEISEL

( GEAR - 21 TEETH )

**M-1013**

417




NEW HOLLAND TRACTOR  
FORD GENESIS 4 CYLINDER  
( 4 CYLINDERS FOR APPLICATION  
5640 / 6640 / TS90 )  
( BIG PULLEY GROOVE OD : 147 MM )  
( IMPELLER DIA : 94 MM )

REF. NOS.

87800714 / 81869617 / 87840256 /  
87494475 / F0NN8501DA /  
F0NN8501DB / F0NN8501DC /  
F0NN8501DA / F0NN8501DB / F0NN8501DC /  
F0NN8501DC / S. 66857 / EMWP626,  
BEPCO 24/130-92

**M-675 A**

420



FORD FIESTA TITANIUM / ECO  
SPORT

( GEAR - 19 TEETH )

**M-850 A**

421



JOHN DEERE  
(WITH ONE INLET TUBE OPEN +  
TWO INLET TUBES OPEN / CLOSE  
ADJUSTABLE)  
( FAN MTG. DIA : 38 MM )

REF. NOS.  
RE 51892 / 506050

**M-1023 A**

423



JOHN DEERE BACKHOR LOADER  
310J 310K 310SJ  
( IMPELLER HAS VANES AT  
BOTH SIDES )

REF. NOS.  
JOHN DEERE 6010 / 6110  
6410 ( WITH 2 OUTLETS )  
RE546917

**M-1023**

422



JOHN DEERE 6010, 6110, 6410  
( WITH 2 OUTLETS )  
VERMEER D24 X50 SERIES 2  
CLAAS / RENAULT CELTIS ERGOS  
JOHN DEERE TRACTOR

REF. NOS.  
6005022518 / 6005025985  
6005028749 6005028988 / R500401  
RE500734 / RE505981 / RE546917  
RE500737 / RE505980 / RE546906  
RE56737 / RE594654 / RE59646  
RE70683 / RE70985 / S.52765  
EMWP239

**M-868**

424



SAME GREAVES TRACTOR N/M  
TURBO CRANE  
( WITH 2 EXTRA OUTLET PIPES )

REF. NOS.  
152993.4

**M-869**

425



SAME GREAVES TRACTOR 111 DI  
( USTAD ) ( WITH SINGLE  
OUTLET TUBE )

REF. NOS.  
143346.4

**RUSSIAN TRACTOR**

**M-1097**

426



ROMANIA TRACTOR UTB-650

REF. NOS.  
110.1307.000

**M-1098**

427



BELARUS TRACTOR WATER  
PUMP 800, 900, 5000, 8000  
9000 MTZ

REF. NOS.  
240-1307010

**BEDFORD**

**M-537**

428



BEDFORD J6 DOUBLE GROOVE  
PULLEY

REF. NOS.  
7182777

**M-516**

429



BEDFORD J6 DIESEL ENGINE

REF. NOS.  
7136356

**M-2031**

430



**CASE, INTERNATIONAL  
HARVESTER WATER PUMP  
3132739 R91**

( IMPELLER DIA 112.9 MM )

REF. NOS.

3132739 R91  
3132739 R94

**M-2033**

432



**CASE, INTERNATIONAL  
HARVESTER WATER PUMP  
3132676 R93**

( IMPELLER DIA 112.9 MM )

REF. NOS.

3132676 R93

**M-2032**

431



**CASE, INTERNATIONAL  
HARVESTER WATER PUMP  
3136053 R92**

( IMPELLER DIA 98 MM )

REF. NOS.

3136053 R92

**M-2034**

433



**CASE, INTERNATIONAL  
HARVESTER WATER PUMP  
3136217 R93**

3136217 R93

REF. NOS.

3136217 R93  
3138936 R94

**M-547**

434



SCHWING STETTER TRANSIT  
MIXER HALF PUMP

REF. NOS.  
4H.352.10.0.00

**M-547 A**

435



GREAVES CONCRETE MIXER  
CIFA

**CATERPILLAR**

**M-1076**

436




CATERPILLAR CAT LOADER  
DUMP TRUCK D25C / 2W8002

REF. NOS.  
2W8002

**M-1076 A**

437



CATERPILLAR CAT LOADER  
DUMP TRUCK D25C / 2W8001

REF. NOS.  
2W8001

**M-527**

438



ESCORT JCB RB-44 / 66  
PERKINS 1000 ENG.

( 5 HOLE MTG. )  
( FAN MTG. DIA : 40 MM )

REF. NOS.

48173400 / 4131E012

**M-552 H**

441



JCB 1040 BACKHOE LOADER  
EXCAVATOR / KIRLOSKAR 1040  
JCB CENTER 435  
( WITHOUT BASE PLATE )  
( FAN MTG. DIA : 40 MM )

REF. NOS.

4H0210000 / R 80

**M-528**

439



KIRLOSKAR JCB RB-22 / 33

( 4 HOLE MTG. )  
( FAN MTG. DIA : 40 MM )

REF. NOS.

47033300

**M-553 H**

442



JCB 282.5 / L&T 770  
KIRLOSKAR RB 44 / 66

( FAN MTG. DIA : 40 MM )

REF. NOS.

4H0522000 / F 80

**M-530**

440



KIRLOSKAR JCB RB-44 / 66

( 4 HOLE MTG. )  
( IMP. VANE HT. BIGGER )  
( FAN MTG. DIA : 40 MM )

REF. NOS.

48.015.53.0

**M-873**

443



JCB KIRLOSKAR 3DX ESCORT  
TRACTOR

( WITH PULLEY )  
( FAN MTG. DIA : 40 MM )

REF. NOS.

4H61810000  
601701000

**M 873 A**

444



JCB KIRLOSKAR 3DX ESCORT  
TRACTOR

( WITHOUT PULLEY )  
( FAN MTG. DIA : 40 MM )

REF. NOS.

4H61810000  
601701000

**M-617 H**

446




KIRLOSKAR DM -  
20 GENERATOR

REF. NOS.

1005 KTB80

**M-555**

445



JCB 3CX & 4CX BACK HOLE  
LOADER 3 CX 2011

REF. NOS.

320 / 04542

**M-648**

447



KOEL SL-90

REF. NOS.

1005 KTB80

**ACE**

**M-861**


448



ACE TRACTOR / HARVESTER STY  
28280 / ACE CRANE  
( FAN MTG. DIA : 27.5 MM )

**M-2001**

449




KUBOTA

REF. NOS.  
1552173033 / 1552173035  
6684225 / 6653941  
3974989

**M-2002 A**

451




KUBOTA ENGINES BOBCAT  
EXCAVATOR & SKID

REF. NOS. REF. NOS.  
6685105 / 6684866

**M-2002**

450



KUBOTA ENGINES  
V2203 / V2403

REF. NOS.  
16730-7303-2  
E-16730-7303

**M-2003**

452



KUBOTA ENGINE D1105 BOBCAT-  
LOADER BACKHOE B100

REF. NOS.  
1624173034

**M-620**

453



MARUTI 800 / VAN / GYPSY  
CAR / MARUTI SUZUKI SUPER  
CARRY

( MINI LOADER )

REF. NOS.

17400 M7811  
78100 / 73012

**M-635 A**

456



ALTO K 10 / MARUTI A-STAR / CIAZ  
ERTIGA / CELERIO / BALENO / ZEN  
ESTILO / IGNIS / RITZ PETROL  
SWIFT DEZIRE PETROL / K-SERIES  
ALL ENG.

REF. NOS.

17400M67L20  
17400M67 L00

**M-634**

454



MARUTI ZEN-MPI / ESTEEM-  
MPI / EECO / RITZ PETROL  
SWIFT PETROL / VERNA

REF. NOS.

17400 82850  
M82631 / 32

**M-635 B**

457



ALTO NEW MODEL

**M-635**

455



ALTO/MPFI / STELO ZEN / ALTO  
F8D, F10D WAGON R  
STELO ZEN

REF. NOS.

17400M79F00  
17400M79F11

**M-631**

458



MARUTI SWIFT & DZIRE 2007-  
2020 / ERTIGA 2012-2015 / SX4  
2011-2013 / RITZ 2009-2017

( DIESEL ENG., 6 PK BELT PULLEY )

**M-631 A**

459



MARUTI SWIFT NEW MODEL  
DIESEL

( PULLEY 6 PK )

**M-631 B**

460




MARUTI CIAZ / ERTIGA DIESEL

( PULLEY 4 PK )

**HYUNDAI**

**M-646**

461



HYUNDAI SANTRO XING / EON /  
GETZ

( FLOWER TYPE HUB )

**M-646 C**

463



HYUNDAI I20 DIESEL ENG. /  
VERNA FLUIDIC DIESEL ENG.

REF. NOS.

20100-2A020

**M-646 B**

462



HYUNDAI I10 / AURA / EXTER /  
XCENT

**M-636**

464



TOYOTA FORTUNER 1ST GEN,  
1ST GEN F/L; INNOVA 1ST GEN,  
1ST GEN F/L 2.5 L DIESEL ENG.

REF. NOS.  
1619261

**M-604**

466



DCM TOYOTA 13-B, 14-B  
DIESEL ENG.

REF. NOS.  
16100 56050A  
16100 56050E

**M-652**

465



TOYOTA QUALIS

**M-652 A**

467



TOYOTA COROLLA ALTIS E140  
10TH GEN, E170 11TH GEN  
ETIOS / ETIOS LIVA 1.4 L

HONDA

**M-676**

468



HONDA AMAZE DEISEL

**M-639**

469



CHEVROLET TAVERA

**M-639 A**

470



CHEVROLET ENJOY

**ISUZU**

**M-627**

471




ISUZU CONTESSA CLASSIC  
PETROL ENG

REF. NOS.

306 1200 2410

**M-628**

472



ISUZU DIESEL ENG.

REF. NOS.

306 1200 1011

**NISSAN**

**M-605**

473



ALLWIN NISSAN

REF. NOS.

L21010-TA-201

**M-625**

474




NISSAN CD-17

REF. NOS.

210 10 58001

**M-1066**

475



LAND ROVER 2.25 PETROL & DIESEL  
( SERIES 2A & 3 ) ( 9 STUD WATER  
PUMP ) STC3758, ERC9178, RTC6328

REF. NOS.  
STC3758 / ERC9178  
RTC6328

**M-1067**

476



LAND ROVER SERIES 1-1948-58  
PETROL ENGINE 80" 86" 88"  
( WATER PUMP 269974 )

REF. NOS.  
269974

**M-645**

477



AMBASSADOR HM PLUS ENG.  
( HIGH DISCHARGE PUMP )  
( FAN MTG. DIA : 31.5 MM )

REF. NOS.  
4061200040  
4061200001

**M-623**

478



AMBASSADOR PETROL  
( FAN MTG. DIA : 31.5 MM )

REF. NOS.  
162309 / 3008419

**M-674**

479



VOLKSWAGEN POLO / VENTO /  
SKODA DIESEL ENG.

**M-829**

480



BALWAN TRACTOR



Signature of Quality

**MEKO's 50+ years of experience in only Water Pumps guarantees unmatched supreme quality. Your cooperation & support has placed MEKO among the top most brands in its category.**

**वाॉटर पंपस में MEKO का 50+ वर्षों का विशेष अनुभव बेहतरीन गुणवत्ता की गारंटी देता है। आपके सहयोग और समर्थन से MEKO आज अपनी श्रेणी में अग्रणी स्थान पर है।**

### PREVENT WATER PUMP FAILURE, WITH THESE COMMON RULES



#### BE SURE TO CLEAN BURRS BEFORE FIXING

Before installing the water pump on the engine surface make sure that there are no remains of the old gasket on the surface and then apply the new gasket with suitable compound.



#### NEVER HAMMER THE BEARING SHAFT

During the installation of the pump to the engine, many times it is necessary to tap the pump to get it aligned properly. It is important not to tap on the shaft, as this causes damage to the Bearing races and Balls, which can result in either a noisy pump and early failure or possibly a fracture of the shaft itself.



#### NEVER OVER TIGHTEN BELTS

Belts that are too tight cause overload shaft deflection and can result in serious failures. Always follow manufacturer's instructions when installing belts.



#### BE SURE FAN IS SEATED SQUARE WITH PUMP SHAFT

Fan wobble during rotation will cause shaft to vibrate contributing to bearing and shaft failure.



#### ALWAYS REPLACE DAMAGED FANS

Never straighten bent blades; replace complete fan. Stress cracks and loose rivets in blade can go undetected and cause complete failure. If fan breaks it can cause serious personal injuries and vehicle damage.

#### OTHER PREVENTIONS

- Ensure proper functioning of thermostat.
- Avoid dry running of water pump.
- Maintain proper level of coolant.
- Some small internal water drops from the pump seal may be experienced. This is normal and will cease after a short period of running when the seal becomes fully operational.

Above Precautions will ensure excellent performance of your water pump.



#### सुनिश्चित कर लें कि सरफेस एकदम साफ है।

वाॉटर पंप लगाने से पहले जहाँ-जहाँ पुरानी गैसकेट लगी है, उसको अच्छी तरह उतार कर सरफेस एकदम साफ कर लें और फिर नई गैसकेट में उचित कम्पाउंड लगाकर वाॉटर पंप लगाए।



#### विचारियं शाफ्ट पर हथोड़े से चोट न करें।

वाॉटर पंप को इंजन में एलाइन्मेंट करते समय बैरिंग शाफ्ट पर हथोड़े की चोट मत मारें क्योंकि इससे बैरिंग की बॉल डैमेज हो सकती है, जिससे वाॉटर पंप जल्दी खराब हो सकता है या शाफ्ट टूट सकती है।



#### बेल्ट को कभी ज्यादा न कमें।

ज्यादा कसी हुई बेल्ट शाफ्ट टूटने का कारण बन सकती है, जिसके परिणाम गंभीर हो सकते हैं। हमेशा बेल्ट निर्माता के द्वारा दी गई दिशियों को ध्यान में रखकर बेल्ट लगायें।



#### सुनिश्चित कर लें कि पंखा पंप शाफ्ट के साथ सीधा लगा हुआ है।

पंप घूमने समय पंखा टेन्डा-मेन्टा नहीं घूमना चाहिए, जो शाफ्ट और बैरिंग के खराब होने का कारण बन सकता है और शाफ्ट टूट भी सकती है।



#### हमेशा टूटे हुए फैन को बदल दें।

मुड़ी हुई पंखुड़ियों को कभी भी सीधा न करें, पुरा पंखा बदल दें। अगर पंखा टूटा हुआ है या उसकी रीबट लूज है तो यह वाॉटर पंप को खराब करने के साथ-साथ आपको भी ख़तरा कर सकता है।

#### अन्य ध्यान देने योग्य बातें

- थर्मिस्टेट का उचित क्रियान्वयन निश्चित करें।
- वाॉटर पंप सूखाने चलते न दें।
- कूलेंट का उचित स्तर बनायें रखें।
- पंप से कुछ आरंभिक पानी की दो-तीन बूँदें सम्भावित हैं। यह एक सामान्य प्रक्रिया है। सील के पूर्ण रूप से क्रियान्वित होते ही यह स्वतः ठीक हो जाएगा।

उपरोक्त सावधानियाँ आपको वाॉटर पंप के सुचारु रूप से चलने को सुनिश्चित करती हैं।

**MEKO Has No Other Brand. Avoid Getting Misted By False Words.**

**Remember, Not Everything That Glitters Is Gold.**

**MEKO** का कोई दूसरा मार्क नहीं है। कृपया झूठे बहकावों में मत आयाँ। झूठ बोलकर आपको ठगा जा रहा है। हर घमकने वाली चीज सोना नहीं होती।  
धरतदार

**ना धोखा खायाँ, ना इंजन खराब करें**

टैकनिशियन एवं बुद्धिमान किसी की नकल नहीं करते

**MEKO** नो बीजे अथ मारकी नहीं। कुपा करी लेखकवा मा आवाँशी नहीं। खुदु बीधीने आपने ठगी रहयाँ छे। बधी यमकवा वाणी वरनु सीनु नहीं छेतु।  
आपवाद

**ना धोखा जाव न इंजन खराब करी**

टैकनिशियन एवं बुद्धिमान किसी की नकल नहीं करते

**MEKO** न अन फोअर एथीअर रिअे नोबी। अनसुअर कएर मिथोर वर्रां एथोरॉठिअ हबेन ना। आपनि मिथोर वर्रां एथोरॉठिअ रह्येना। सकल चरुकरे बिनिअ सोना।  
धनुषबाद

**एथरॉठिअ व हबेन ना, आपनार इंधिनेअर ऋठिअ वरनुबेन ना।**

टैकनिशियन एवं बुद्धिमान किसी की नकल नहीं करते

**MEKO** ए कठिअ दुँजा मारका नहीं। वै कूषिआ डूठे वरुकावें में नां आठे जी डूठ वेलकर उतरांठु ठगा ना रिग। वै हर चमकअट वाली चीज सेनां ठुंरुं।  
धनबाद

**ना धोखा धाटे, ना इंजन खराब करें**

टैकनिशियन अउं वृषुपीमठ किसे दी ठकल नही कवटे

Warranty : Water Pump Assemblies are manufactured in accordance with IATF 16949:2016 and ISO 9001:2015 standards under strict quality controls. Replacement will be provided free of cost only for manufacturing defects. Failures due to improper installation, misuse, mishandling, or external damage are not covered. This warranty excludes all incidental or consequential losses, including the cost of related parts or repairs.

*“ You Have Successfully Enjoyed For The Past Few Years ”*



**ONE YEAR GUARANTEE**

**3 MONTHS**

( FOR THE SALE PROCESS TIME PERIOD )

+

EXTRA GRACE PERIOD  
GUARANTEE

**15 MONTH**

**= TOTAL GUARANTEE**

MANUFACTURING DATE MENTIONED  
ON TOP OF THE PUMP

CHECK THE MARK "G" EMBOSSED ON THE PUMP HOUSING.

( BROKEN AND DAMAGED PUMPS NOT COVERED IN GUARANTEE )

### SPECIAL DEALERS REGARDS

If you are unable to sell the pump within the sale period, you can send the packed pump to us on a freight-paid Billity. We will change the manufacturing date on the same pump and send back to you of your Pumps.

**MEKO®**  
GENUINE SPARES

ASK FOR

( G )  
PUMP

## ULTIMATE QUALITY FEATURES

- ★ Japanese Ball-to-Roller Integral Bearings
- ★ Top-Grade Mechanical Seal (Hard Carbon / SiC / HNBR / SS304)
- ★ CNC & VMC Precision-Machined Components
- ★ 100% Leakage Testing of Pumps and Quality Inspection of Components at Every Stage
- ★ Using Graded Materials: High-Quality Casting, SG Iron, Forging & Steel
- ★ AN IATF 16949 : 2016 CERTIFIED CO.

CULTIVATING CONFIDENCE THAT ENABLES US TO SUCCESSFULLY OFFER A  
15-MONTH GUARANTEE, DELIVERING A PRODUCT BETTER THAN O.E. STANDARDS.

**“ G ” SERIES PUMPS ARE FOR THE INDIAN MARKET ONLY.**

ACHIEVED THE GOAL)  
ZERO % COMPLAINT  
MAXIMUM LIFE OF THE PUMP



Signature of Quality

# INTRODUCING "Z SERIES" PUMPS



**TWO YEAR GUARANTEE** + **27 MONTH**  
**3 MONTHS** EXTRA GRACE PERIOD **= TOTAL GUARANTEE**  
( FOR THE SALE PROCESS TIME PERIOD ) GUARANTEE  
MANUFACTURING DATE MENTIONED  
ON TOP OF THE PUMP

( BROKEN AND DAMAGED PUMPS NOT COVERED IN GUARANTEE )

PAY A LITTLE MORE AND GET THE MOST SUPERIOR QUALITY PUMPS

- JAPANESE BALL-TO-ROLLER INTEGRAL BEARINGS & ITALIAN SEAL
- FIT ONCE AND FORGET.
- MUCH BETTER THAN O.E. PUMP.
- ENGINE OF YOUR VEHICLE FEELS PLEASURE.

**MEKO**<sup>®</sup>  
**GENUINE SPARES**

ASK FOR  
**( Z )**  
PUMP

OUR QUALITY TEAM IS DOING  
A WAR-LEVEL JOB TO  
INTRODUCE MORE  
"Z"  
SERIES PUMPS SHORTLY.



"Z"  
MENTIONED ON THE PUMP

SPECIAL COLOR  
PAINTED PUMP  
FOR "Z SERIES"

"Z" SERIES PUMPS ARE FOR THE INDIAN MARKET ONLY.



PLANT LOCATION

STATE-OF-THE-ART PLANT

**MEKO AUTO COMPONENTS INC.**

KHASRA NO. 172/12, SUBHANPUR ( NEAR KHEKRA BAGHPAT JAIL ), DISTRICT – BAGHPAT, UTTAR PRADESH – 250101

GST – 09AARFM5990J1ZD | ( If the address is not traceable, then contact 9310149404 )

Phone : 98101 49404 | E-mail : meko@mekoautoindia.com | Website : www.mekoautoindia.com

On Delhi – Dehradun Expressway, Take Left From Pillar No. 74